



Car No:



Proflex Manx National Rally 2025

Rally Control Telephone No: +44 (0) 1624 644633



Contents**Page****1**

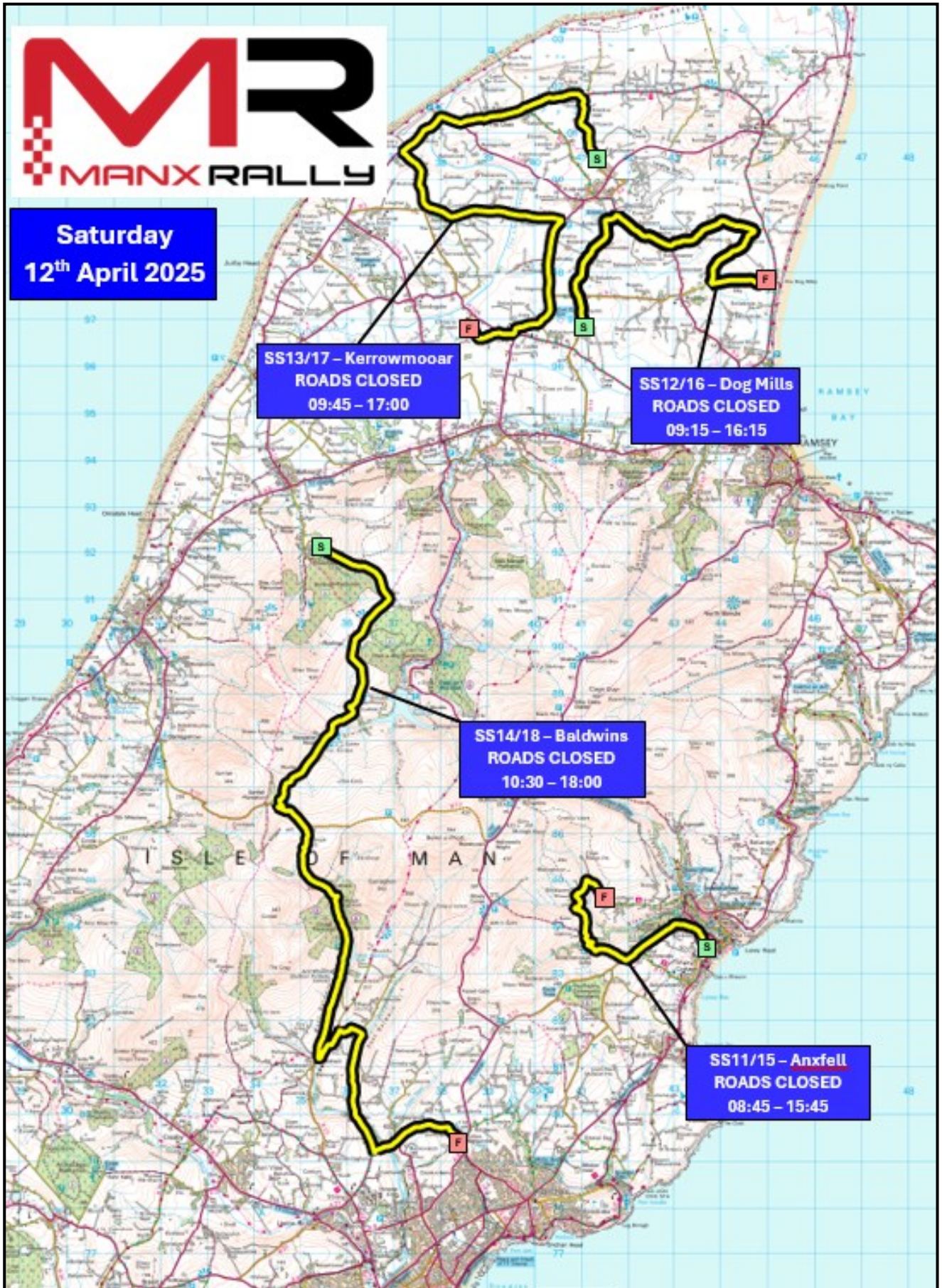
1. Event Overview Maps	2
2. Service Area Overview Map	4
3. Control Locations at Grandstand	5
3. Time Schedule	6
4. First Competitor On Scene	9
5. Use of SOS / OK Boards	10
6. Use of Red Flags	11
7. Arrowing	11
8. Stage Set Up	12
9. Parc Ferme	13
10. Retirements	13
11. Servicing / Refuelling	13
12. Timing	14

Roadbook Information

1. Event Overview Maps

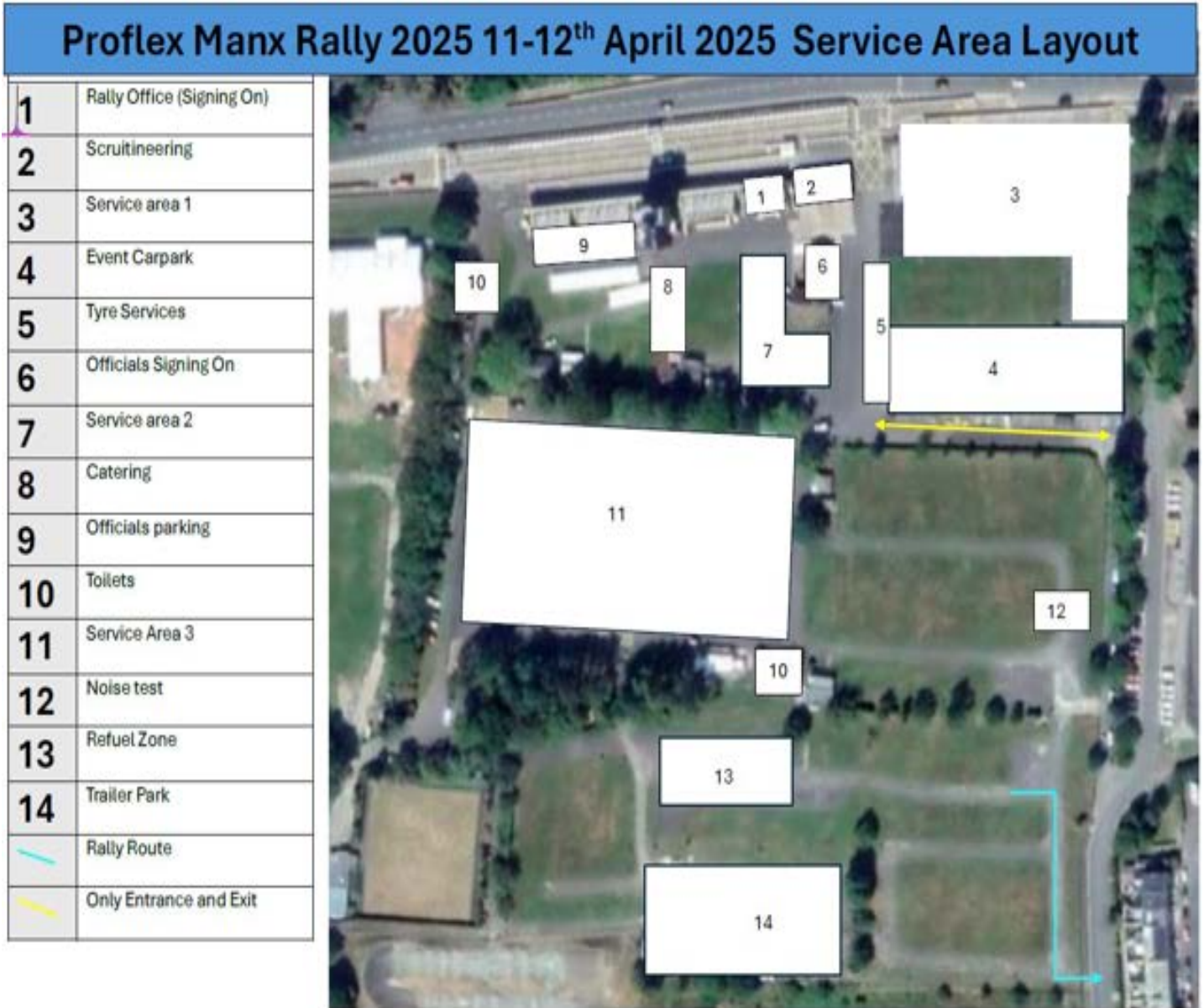


Roadbook Information



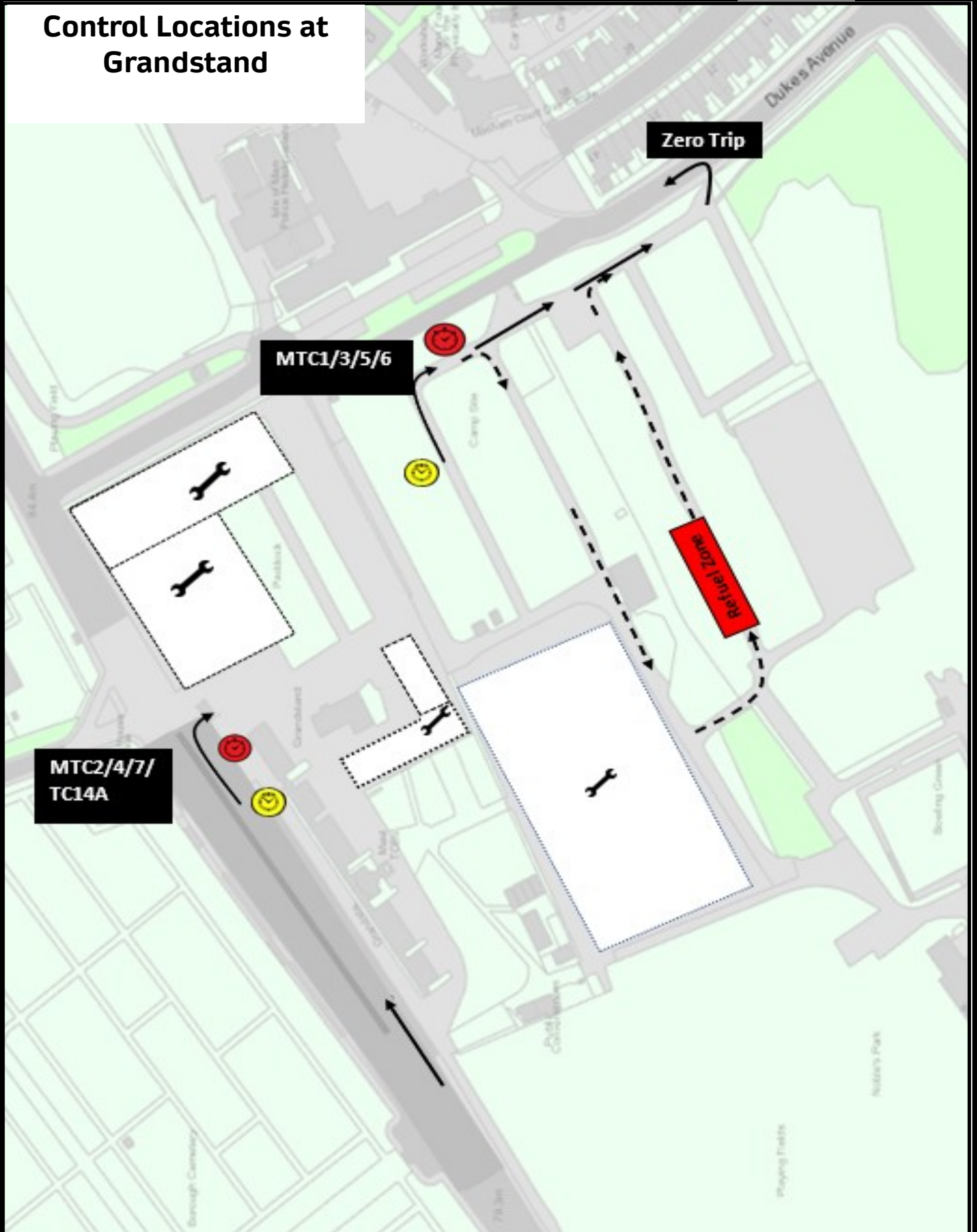
Roadbook Information

2. Service Area Overview Map



Roadbook Information

Control Locations at Grandstand



Roadbook Information

6

3. Time Schedule

Manx Rally 2025						
Start Leg 1					Friday 11th April 2025	
TC	LOCATION	SS	Liaison	Total	Time	1st Car
SS		Distance	Distance	Distance	Allowed	Due
						11:00
MTC1	TT Grandstand, Douglas					11:00
	Distance to next refuel	(22.23)	(27.52)	(49.75)		
ATC1			4.28	4.28	00:17	11:17
SS 1	Keristal 1	4.41				11:20
SS 1F					00:09	11:29
ATC2			5.84	10.25	00:16	11:45
SS 2	Pooil Vaaish 1	3.48				11:48
SS 2F					00:06	11:54
ATC3			2.84	6.32	00:14	12:08
SS 3	Pooil Vaaish 2	3.48				12:11
SS 3F					00:06	12:17
ATC4			7.24	10.72	00:16	12:33
SS 4	Tosaby	7.62				12:36
SS 4F					00:14	12:50
ATC5			2.97	10.59	00:12	13:02
SS 5	The Nab	3.24				13:05
SS 5F					00:07	13:12
MTC2	TT Grandstand, Douglas		4.35	7.59	00:14	13:26
Total Leg 1		22.23	27.52	49.75	Sunrise	06:27
					Sunset	20:13

11/04/2025

Roadbook Information

7

Manx Rally 2025

Start Leg 2

Friday 11th April 2025

TC	LOCATION	SS	Liaison	Total	Time	1st Car
SS		Distance	Distance	Distance	Allowed	Due

						18:35
MTC3	TT Grandstand, Douglas					18:35
	Distance to next refuel	(35.68)	(24.89)	(60.57)		
ATC6			4.28	4.28	00:27	19:02
SS 6	Keristal 2	4.41				19:05
SS 6F					00:09	19:14
ATC7			5.84	10.25	00:16	19:30
SS 7	Balladoole 1	3.50				19:33
SS 7F					00:08	19:41
ATC8			5.11	8.61	00:14	19:55
SS 8	Balladoole 2	3.50				19:58
SS 8F					00:08	20:06
ATC9			7.02	10.52	00:17	20:23
SS 9	Ellerslie	15.87				20:26
SS 9F					00:27	20:53
ATC10			0.98	16.85	00:10	21:03
SS 10	Abbeylands	8.40				21:06
SS 10F					00:16	21:22
MTC4	TT Grandstand, Douglas		1.66	10.06	00:08	21:30

Total Leg 2	35.68	24.89	60.57	Sunrise	06:27
				Sunset	20:13

11/04/2025

Roadbook Information

Manx Rally 2025						
Start Leg 3				Saturday 12th April 2025		
TC	LOCATION	SS	Liaison	Total	Time	1st Car
SS		Distance	Distance	Distance	Allowed	Due
MTC5	TT Grandstand, Douglas					09:15
	Distance to next refuel	(30.36)	(31.57)	(61.93)		09:15
ATC11			5.45	5.45	00:14	09:29
SS 11	Axnfell 1	3.46				09:32
SS 11F					00:08	09:40
ATC12			13.65	17.11	00:35	10:15
SS 12	Dog Mills 1	5.44				10:18
SS 12F					00:11	10:29
ATC13			4.70	10.14	00:19	10:48
SS 13	Kerrowmoor 1	8.84				10:51
SS 13F					00:18	11:09
ATC14			6.11	14.95	00:16	11:25
SS 14	Baldwins 1	12.62				11:28
SS 14F					00:20	11:48
TC14A	Regrouping - Service IN		1.66	14.28	00:08	11:56
	TT Grandstand - SERVICE 20min minimum	(30.36)	(31.57)	(61.93)	00:40	
MTC6	Service OUT					12:36
	Distance to next refuel	(30.36)	(31.57)	(61.93)		12:36
ATC15			5.45	5.45	00:24	13:00
SS 15	Axnfell 2	3.46				13:03
SS 15F					00:08	13:11
ATC16			13.65	17.11	00:35	13:46
SS 16	Dog Mills 2	5.44				13:49
SS 16F					00:11	14:00
ATC17			4.70	10.14	00:19	14:19
SS 17	Kerrowmoor 2	8.84				14:22
SS 17F					00:18	14:40
ATC18			6.11	14.95	00:16	14:56
SS 18	Baldwins 2	12.62				14:59
SS 18F					00:20	15:19
MTC7	TT Grandstand, Douglas		1.66	14.28	00:08	15:27
Total Leg 3		60.72	63.14	123.86	Sunrise	06:24
					Sunset	20:14

12/04/2025

TOTAL OF THE RALLY				
	SS	Liaison	Total	%
Leg 1	22.23	27.52	49.75	44.68%
Leg 2	35.68	24.89	60.57	58.91%
Leg 3	60.72	63.14	123.86	49.02%
	118.63	115.55	234.18	50.66%

Roadbook Information

9

4. First Competitor on Scene

First Competitor on Scene

If the competitor is still in the vehicle and the vehicle is on fire:

GET THEM OUT IMMEDIATELY.

If the competitor is still in the vehicle, is responsive and there is no risk of fire:

Approach from the front, look them in the eyes

Do they seem aware of their surroundings?

Speak to them, ask their name - do they respond?

Any pain, loss of feeling - if yes keep them where they are!

Keep them calm and keep them talking.

DO NOT MOVE THEM UNTIL PROFESSIONAL HELP ARRIVES.

Do nothing else

If the competitor is still in the vehicle, is unresponsive and there is no risk of fire:

Stop any life-threatening bleeding by applying direct pressure/ plugging the wound

Ensure an open airway

Immobilise the head and c-spine (neck)

Check if they are breathing

Treat any non-life-threatening bleeding

DO NOT REMOVE THEIR HELMET UNLESS THERE IS NO OTHER WAY TO ENSURE AN OPEN AIRWAY.

If the competitor is out of the vehicle:

Do not grab hold of them - they might be unaware of what is happening and become combative.

Guide them to a place of safety away from the incident and other competitors.

Speak to them, ask if they are, OK?

Keep someone with them.

Once in a safe place, assess them for injuries:

Are they aware of their surroundings?

Any signs of injury / are they experiencing pain?

DO NOT LET THEM WANDER AROUND, BUT KEEP THEM UNDER OBSERVATION

Afterwards please write a short report for the organisers and either hand it to the first control official that you reach or to the Competitor Relations Officer. This report should cover the facts as you know them and include times of the incident starting and when you left the scene; always include your own details so that the organisers can, if necessary, contact you.

Roadbook Information

10

5. Use of SOS / OK Boards

When a red “SOS” is displayed, it is MANDATORY to stop and assist the crew requiring help.

You are responsible to help the injured and make sure that safety services are mobilised as quickly as possible.

The first crew to arrive at the scene of an incident must stop and inform the next car of all the details.

The next car on the scene must take the following information to the NEXT radio post which may be the finish control:

Competition number of the crew involved

If and how many crew members or spectators are injured

If any crew member or spectator are trapped in or outside the car.

Location of the incident, i.e., the closest road book junction or kilometre post.

Any other vital information, i.e., fire, water etc.

The following cars MUST STOP if the red “SOS” is displayed.

All competitors stopped in a stage must place their red triangle at least **50 metres** before where the car involved with the incident is stopped, even if the car is clear of the road.

The event emergency telephone number is: 01624 644633.

If you retire you must inform the organisers: telephone number: 01624 644633.

All competitors retiring from the event are obliged to hand in their timecard to the nearest control point as soon as possible with the declarations for damage and retirement completed.

The following gestures are recommended for competitors to communicate to other competitors, marshals, and officials.



Competitors must refer to the MSUK National Competition Rules (NCR) and make themselves familiar with the contents in respect to use of SOS / OK Boards and Emergency Triangle.

Roadbook Information

11

6. Use of Red Flags

Competitors must make themselves familiar with the NCR's in respect to use of Red Flags. On any special stage where extreme circumstances make it necessary to neutralise the competition e.g., where spectator safety is compromised, or to authorise the movement of noncompeting or rescue vehicles, the system of Red Flags must be in place.

Red Flags will be prominently displayed (held out steady not waved) by a designated marshal at all mandatory Radio Points preceding the incident.

Competitors who have been shown a Red Flag will be given a notional time for the stage.

The time of the deployment of the Red Flags will be recorded and notified to the Clerk of the Course.

On passing a Red Flag displayed by a marshal wearing a marshals' tabard, the driver MUST immediately and significantly reduce speed as well as being prepared to stop at any time; at no time must they overtake any safety vehicle they encounter on the special stage route.

The driver must then follow the instructions of any marshals and/or stage safety personnel and maintain this reduced speed until leaving the special stage.

Failure to comply with this rule will incur a penalty at the discretion of the Clerk of the Course

7. Arrowing

Arrows will be placed at road junctions, but not (except in special circumstances) at points where farm roads or other private roads or drives join the rally route, and such private roads cannot be blocked by the promoters.

Arrows will be angled to show the severity of the junctions – either horizontal or 45 degrees above or below horizontal.

Turns of 90 degrees or more will be signalled by an arrow 100 metre (approx.) before the turn and triangular arrows at the turn forming a 'gate'.

Turns of less than 90 degrees and straight on junctions will be signalled by an arrow 100metres (approx.) before the junction and triangular arrows at the turn or junction forming a 'gate'.

Roadbook Information

8. Stage Set Up / Tulip Information

YELLOW



BEGINNING OF CONTROL AREA (STAGE ARRIVAL)

RED



AT STAGE ARRIVAL CONTROL (STAGE ARRIVAL)

RED



AT STAGE START

YELLOW



WARNING OF STAGE FINISH (100M PRIOR TO FINISH LINE)

RED



AT FLYING FINISH LINE

DARK BACKGROUND WITH WHITE STRIPES



COUNTDOWN BOARDS (EQUALLY SPACED BETWEEN FLYING FINISH AND STOP LINE)

RED



STOP LINE



Time Control



Special Stage Start Control



Special Stage Flying Finish



Radio Location



Traffic Lights



Fuel Station



Water Barriers



Medical Crew



Recovery Crew



Speed Limits



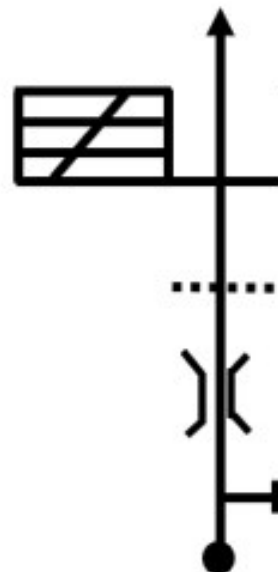
Speed Limit Zone



Ford



Church



Grid

Track

Bridge

Road Blocked

Roadbook Information

13

9. Parc Ferme

Cars will be treated as being in Parc Ferme from the time of arrival at control zones until their departure. During the whole of this time all repairs, refuelling or opening of the engine compartment are forbidden.

10. Retirements

If you retire you must notify Rally Control on +44 1624 644633 as soon as possible

11. Servicing / Refuelling

Servicing will be permitted in the service area specified in the road book where a fixed time will be permitted for servicing.

N.B. When refuelling is being undertaken, there should never be anyone within the vehicle and the engine should be stopped throughout the activity. Failure to adhere to this requirement will be acted upon by the Clerk of the Course as a serious breach of health and safety.

12. Timing

Timing will utilise Target timing with target times given from stage start to next stage arrival

MAXIMUM PERMITTED LATENESS

Road sections will be timed in accordance with the NCR's general regulations Motor Sports Association.

Road timing will be from the last stage finish to the next arrival control. Once road timing is lost it cannot be made up, and each minute late counts as 1 minute towards exclusion.

Any competitor reporting more than 15 minutes late at any time control or having an accumulated delay of more than 15 minutes at any main time control will be excluded.

There will be a 15-minute penalty free lateness per Section.

The arrival control precedes every special stage start and will be indicated by a yellow sign depicting a clock face.

Roadbook Information

14

On arrival at the arrival control, you must be ready to start the stage (helmet & HANS on etc). The timekeeper will:

Enter your arrival time in hours and minutes on your timecard.

Enter your scheduled start time in hours and minutes on your timecard.

Send you forward to the stage start (indicated by a red sign depicting a furled flag).

The start time which you have been given will be the next whole minute.

Once you have been given this time you are deemed to have started the stage at that time, even if you are not ready (the timekeeper will have instructions not to permit any competitor to start the stage if they are not ready).

You may not ask for an extra minute. If the stage is stopped due to an incident, you will be given an arrival/scheduled start time only but not an actual start time.

At the "stop" control, at the end of each stage, your finish time will be entered on your timecard in hours, minutes, and seconds.

The area between the Time Control Ahead Board (yellow board) and the End of Control Area (25m after the start line) is considered a **Parc Fermé**.

In this area, competitors cannot work on their cars, except for cleaning headlights, spot lamps, windscreens, windows, event doorplates and decals, and vehicle registration plates.

If any additional mechanical work on the car is required, the vehicle must be moved beyond the End of Control area. This includes tasks like changing wheels etc.

Shakedown



Grandstand to Shakedown

MILES 4.06
 TARGET 00:00
 AVERAGE 00.0 mph

PAGE

17

TOTAL MILES	INTERVAL MILES	DIRECTION	INFORMATION	MILES TO TIME CONTROL
00.00	00.00	<p>1</p>	<p>* Zero trip at Narrow Exit Gate *</p> <p>Control Out</p>	4.06
00.16	00.16	<p>2</p>		3.90
00.48	00.32	<p>3</p>	<p>Keep in Right Lane</p>	3.58
00.99	00.51	<p>4</p>	<p>Keep in Left Lane</p>	3.07
01.10	00.11	<p>5</p>		2.96
01.61	00.51	<p>6</p>		2.45

0.31



Grandstand to Shakedown

MILES 4.06
 TARGET 00:00
 AVERAGE 00.0 mph

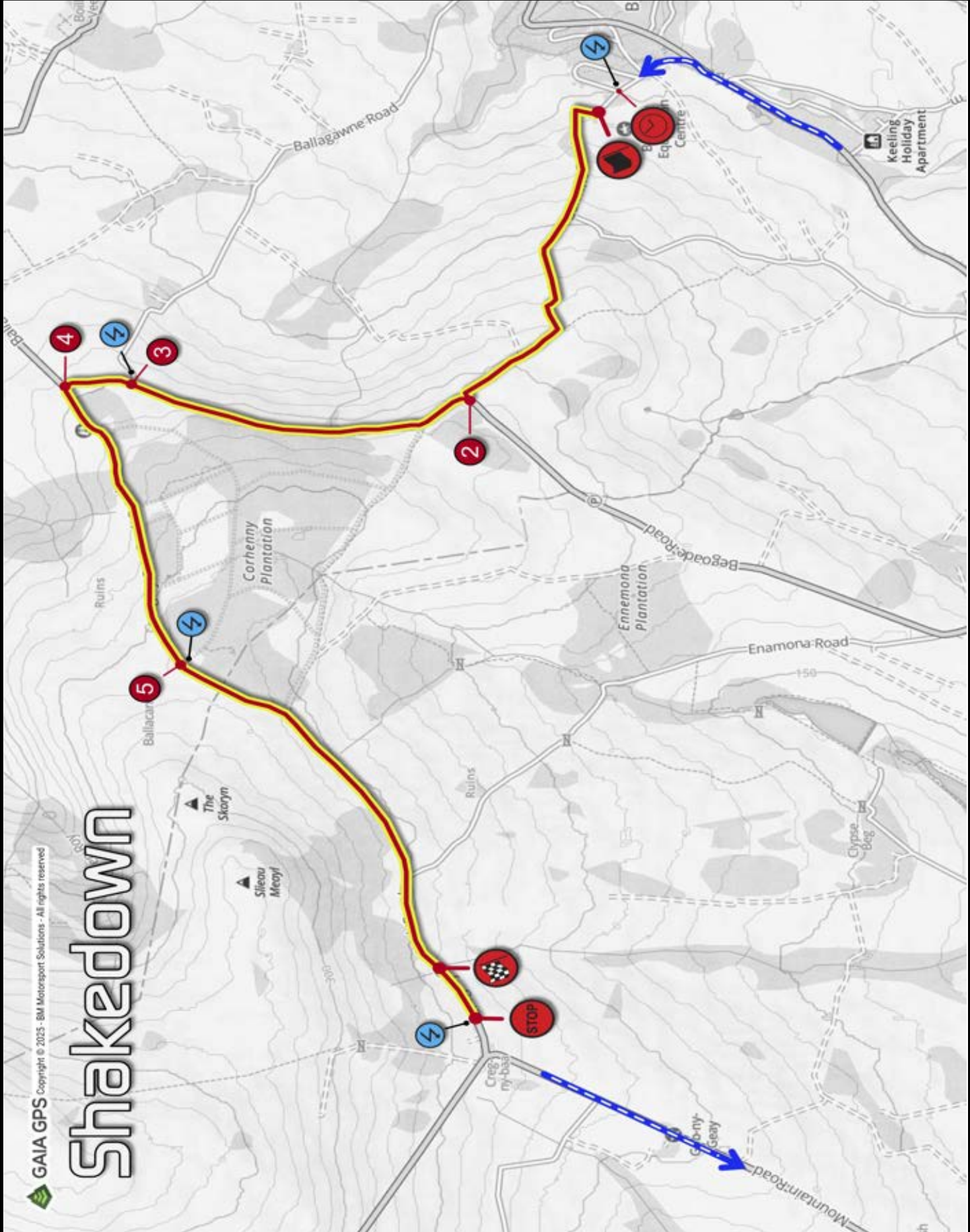
PAGE

18

TOTAL MILES	INTERVAL MILES	DIRECTION	INFORMATION	MILES TO TIME CONTROL
1.92	00.31	 7		2.14
3.60	01.68	 8	 (Baldrine)	0.46
3.74	00.14	 9	<div style="border: 1px solid black; padding: 5px; display: inline-block;"> Baldrine Road Leading to Highfield Drive </div> Care - Trams running	0.32
3.92	00.18	 10		0.14
4.06	00.00	 11	 Arrival Control	0.00
	00.20		 Start Control	

Shakedown Stage Map

Miles	2.79
Target	00:00
Bogey	00:00



GAIA GPS Copyright © 2025 - BM Motorsport Solutions - All rights reserved

Shakedown

Shakedown Stage Photos

Miles	2.79
Target	00:00
Bogey	00:00

Arrival Control



w3w: energetic.rumbles.guarded

Start Control




w3w: flagged.happier.overhaul

Flying Finish



w3w: forest.improper.dilution

Stop Control





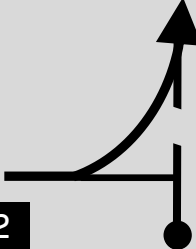


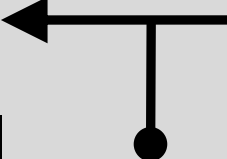


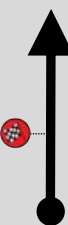

w3w: posed.rafts.sides

Shakedown Stage





Miles 2.79
Target 00:00
Bogey 00:00

PAGE

21

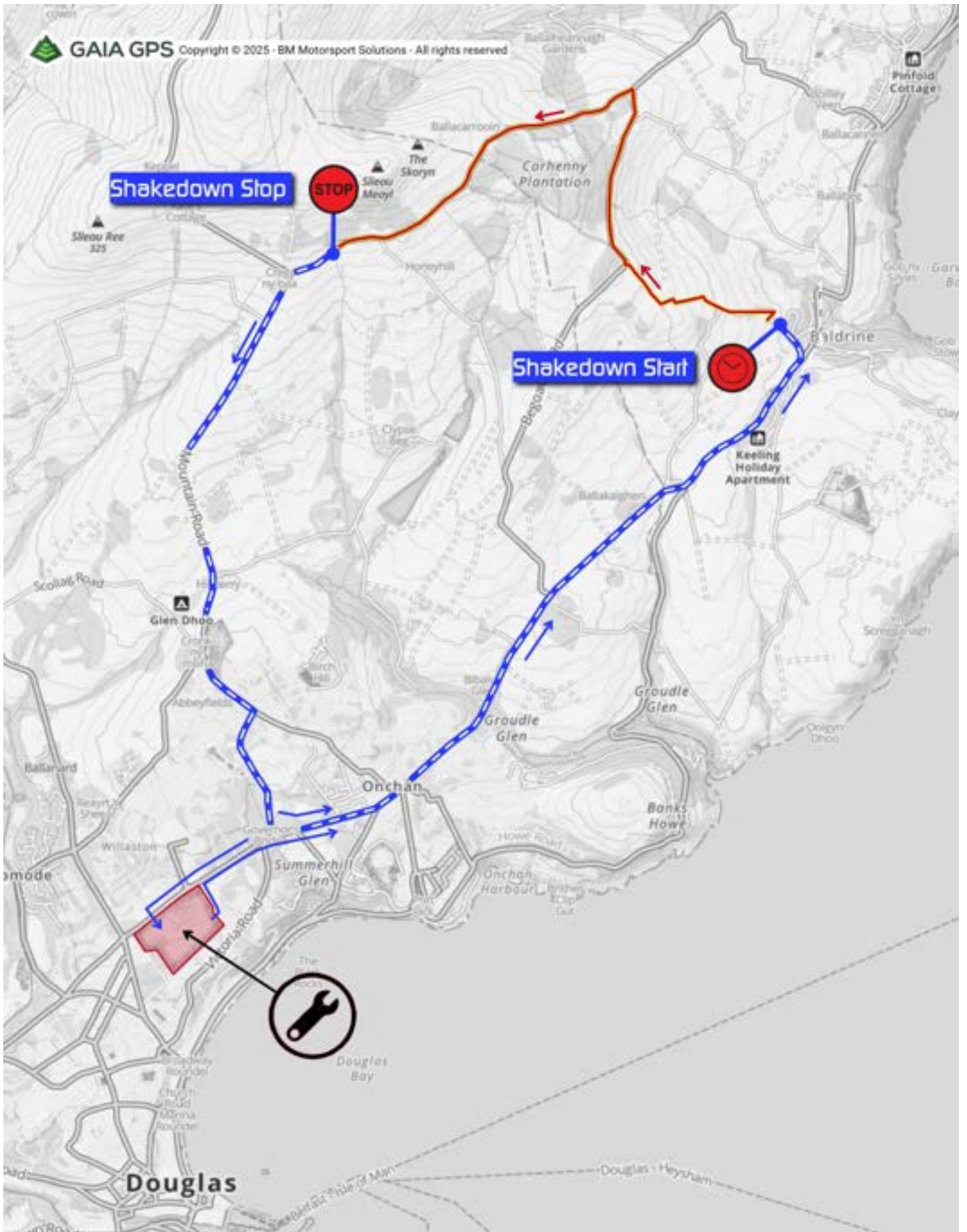
TOTAL MILES	INTERVAL MILES	DIRECTION	INFORMATION	MILES TO TIME CONTROL
00.00	00.00	 <p>1 2.79</p>	 <p>Start Control</p>	2.91
00.52	00.52	 <p>2 2.27</p>		2.39
01.22	00.70	 <p>3 1.57</p>	 <p>Bale</p>	1.69
01.35	00.13	 <p>4 1.44</p>		1.56
02.00	00.65	 <p>5 0.79</p>	 <p>Chicane (L) Entry</p>	0.91
02.79	00.79	 <p>6 0.00</p>	 <p>Flying Finish</p>	0.12

 0.12

Shakedown Stage			Miles	2.79	PAGE
			Target	00:00	22
			Bogey	00:00	
TOTAL MILES	INTERVAL MILES	DIRECTION	INFORMATION		MILES TO TIME CONTROL
02.91	00.12	<div style="text-align: center;">  </div>	<div style="display: flex; justify-content: space-around; align-items: center;">    </div>		0.00
		7	Stop Control		

Shakedown Grandstand

MILES	3.60
TARGET	00:00
AVERAGE	0.00 mph





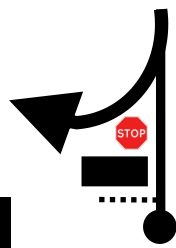
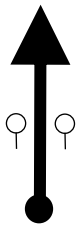

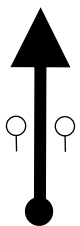

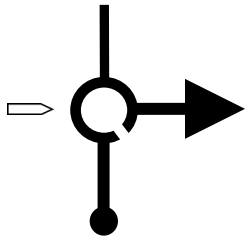

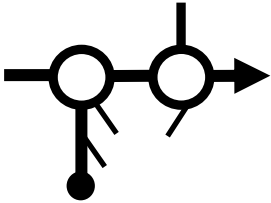


**Shakedown
Grandstand**

MILES 3.60
TARGET 0:00
AVERAGE 00.0 mph

PAGE

24



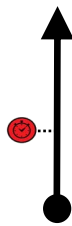
TOTAL MILES	INTERVAL MILES	DIRECTION	INFORMATION	MILES TO TIME CONTROL
00.00	00.00		  	3.60
		1	Stop Control	
00.19	00.19			3.41
		2	(Creg Ny Baa)	
01.49	01.30			2.11
		3		
02.25	00.76			1.35
		4		
02.34	00.09			1.26
		5		
02.93	00.59			00.67
		6		

 0.40

**Shakedown
Grandstand**

MILES 3.60
TARGET 00:00
AVERAGE 00.0 mph

PAGE
25

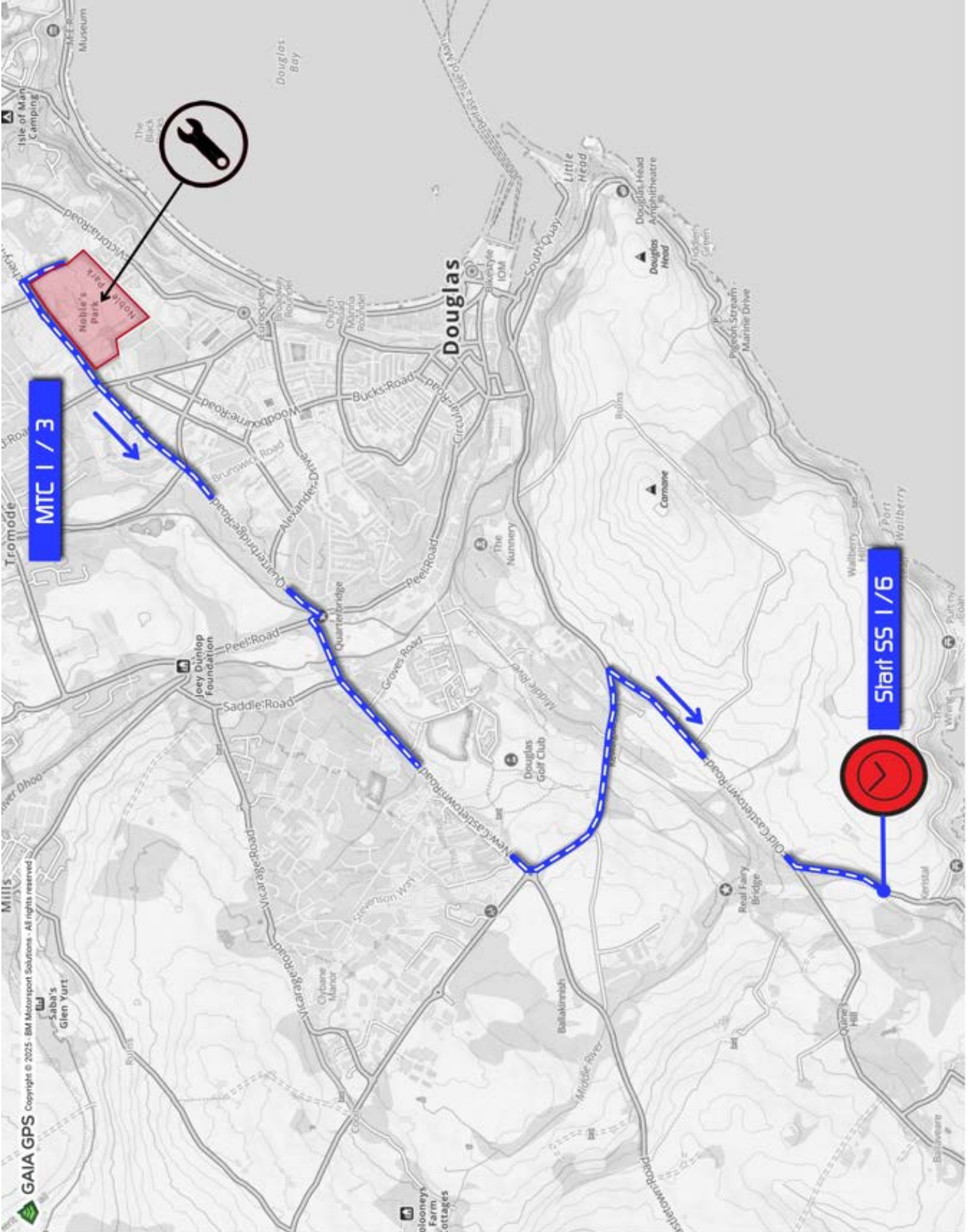
TOTAL MILES	INTERVAL MILES	DIRECTION	INFORMATION	MILES TO TIME CONTROL
03.33	00.40	<div style="display: flex; align-items: center; justify-content: center;"> <div style="background-color: black; color: white; padding: 2px 5px; margin-right: 5px;">7</div>  </div>	<div style="background-color: blue; color: white; padding: 5px; display: inline-block;">Police Headquarters</div>	0.27
03.50	00.17	<div style="display: flex; align-items: center; justify-content: center;"> <div style="background-color: black; color: white; padding: 2px 5px; margin-right: 5px;">8</div>  </div>	Enter Pit Lane	0.10
04.00	00.10	<div style="display: flex; align-items: center; justify-content: center;"> <div style="background-color: black; color: white; padding: 2px 5px; margin-right: 5px;">9</div>  </div>	Enter Service Area	0.00

Leg One



MTC1 - Grandstand ATC1 - SS1 Keristal 1

Miles	4.28
Target	17:00
Average	15.1 mph





MTC1 - Grandstand ATC1 - SS1 Keristal 1

Miles 4.28
Target 17:00
Average 15.1 mph

Page

29

TOTAL MILES	Interval Miles	DIRECTION	INFORMATION	MILES TO TIME CONTROL
00.00	00.00	<p>1</p>	<p>* Zero trip at Narrow Exit *</p> <p>MTC1</p>	4.28
00.16	00.16	<p>2</p>		4.12
00.54	00.38	<p>3</p>	<p>Keep in Right Lane</p>	3.74
00.89	00.35	<p>4</p>		3.39
01.52	00.63	<p>5</p>	<p>Use Right lane</p>	2.76
01.85	00.33	<p>6</p>	<p>Use Right lane</p>	2.43

0.33

Rally Control Telephone No: +44 (0) 1624 644633



MTC1 - Grandstand
ATC1 - SS1 Keristal 1

Miles 4.25
Target 17:00
Average 15.1 mph

Page

30

Total Miles	INTERVAL MILES	DIRECTION	INFORMATION	MILES TO TIME CONTROL
02.18	00.33		Keep in Left Lane	2.10
02.58	00.40		 Keep in Left Lane	1.70
02.77	00.19			1.51
03.32	00.55			0.96
03.56	00.24			0.72
04.07	00.51			0.21

0.08

Rally Control Telephone No: +44 (0) 1624 644633



MTC1 - Grandstand
ATC1 - SS1 Keristal 1

Miles	4.25
Target	17:00
Average	15.1 mph

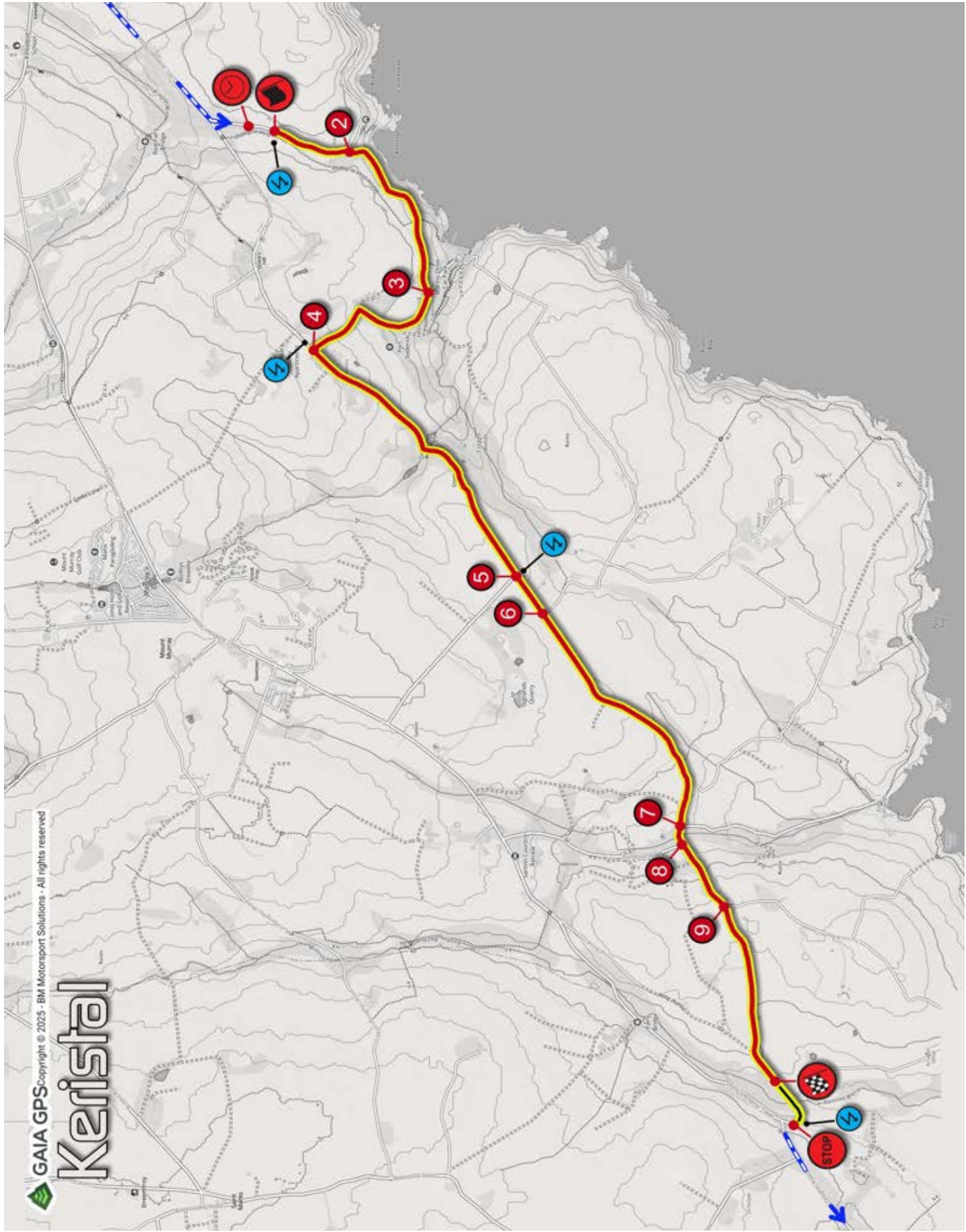
Page

31

TOTAL MILES	INTERVAL MILES	DIRECTION	INFORMATION	MILES TO TIME CONTROL
04.15	00.08			0.13
04.28	00.13	<p>13</p>		0.00
	00.06	<p>14</p>	<p>Arrival Control</p>	
		<p>15</p>	<p>Start Control</p>	

SS1 Keristal 1 Map

Miles	4.41
Target	09:00
Bogey	03:19



SS1 Keristal 1 Photos

Miles	4.41
Target	09:00
Bogey	03:19

Arrival Control



w3w: choice.wizard.wicked

Start Control



w3w: varieties.given.voted

Flying Finish



w3w: wiped.untaxed.fussy

Stop Control






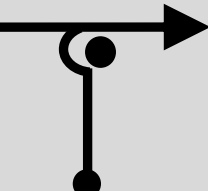
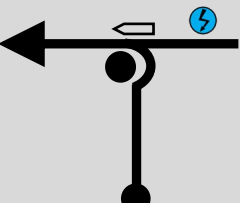

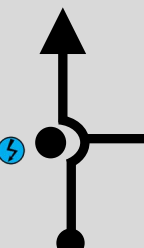


w3w: impulses.barbers.abstracts

SS1 Keristal 1

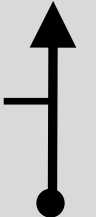




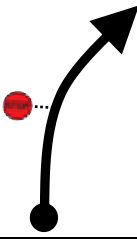



Miles 4.41
Target 09:00
Bogey 03:19

PAGE

34

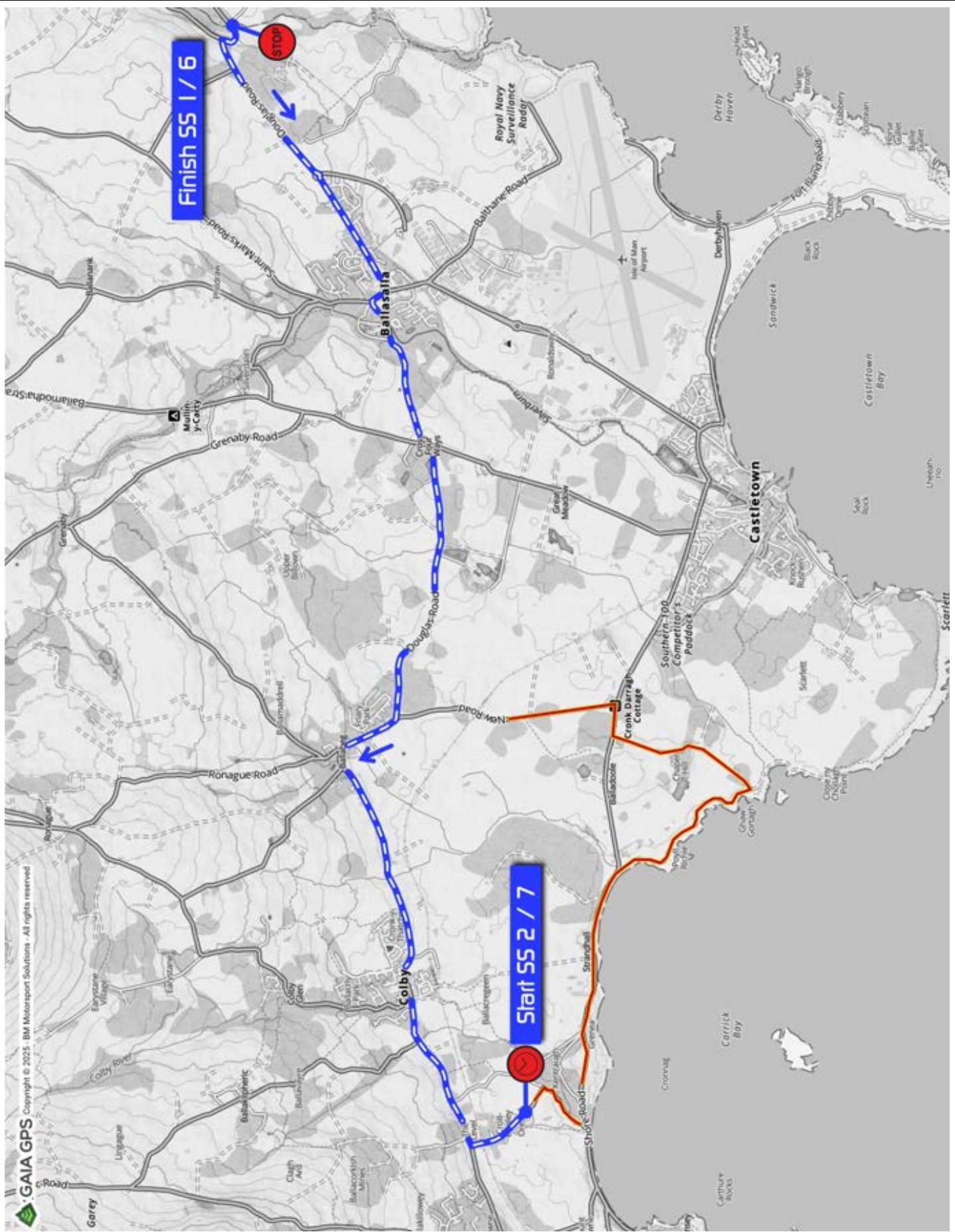
TOTAL MILES	INTERVAL MILES	DIRECTION	INFORMATION	MILES TO TIME CONTROL
00.00	00.00	 <p>1 4.41</p>	 <p>Start Control</p>	4.57
00.26	00.26	 <p>2 4.15</p>	Bale	4.31
00.87	00.61	 <p>3 3.54</p>	Bale	3.70
01.39	00.52	 <p>4 3.02</p>	 <p>Bale</p>	3.18
02.42	01.03	 <p>5 1.99</p>	 <p>Bale</p>	2.15
02.59	00.17	 <p>6 1.82</p>		1.98

 0.89

SS1 Keristal 1			Miles	4.41	PAGE	35
			Target	09:00		
			Bogey	03:19		
TOTAL MILES	INTERVAL MILES	DIRECTION	INFORMATION		MILES TO TIME CONTROL	
03.48	00.89	<div style="display: flex; align-items: center;"> <div style="background-color: black; color: white; padding: 2px 5px; margin-right: 5px;">7</div>  <div style="margin-left: 20px;">00.93</div> </div>		1.09		
03.54	00.06	<div style="display: flex; align-items: center;"> <div style="background-color: black; color: white; padding: 2px 5px; margin-right: 5px;">8</div>  <div style="margin-left: 20px;">00.87</div> </div>		1.03		
03.79	00.25	<div style="display: flex; align-items: center;"> <div style="background-color: black; color: white; padding: 2px 5px; margin-right: 5px;">9</div>  <div style="margin-left: 20px;">00.62</div> </div>		0.78		
04.41	00.62	<div style="display: flex; align-items: center;"> <div style="background-color: black; color: white; padding: 2px 5px; margin-right: 5px;">10</div>  <div style="margin-left: 20px;">00.00</div> </div>	<div style="text-align: center; margin-bottom: 5px;"></div> <div style="background-color: black; color: white; padding: 2px; text-align: center;">Flying Finish</div>	0.16		
04.57	00.16	<div style="display: flex; align-items: center;"> <div style="background-color: black; color: white; padding: 2px 5px; margin-right: 5px;">11</div>  </div>	<div style="display: flex; justify-content: space-around; margin-bottom: 5px;">    </div> <div style="background-color: black; color: white; padding: 2px; text-align: center;">Stop Control</div>	0.00		

SS1F - SS1 Keristal 1 to
ATC2 - SS2 Pool Vaash 1

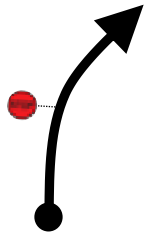





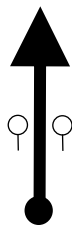

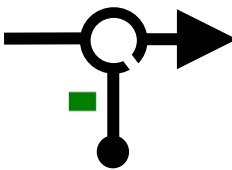
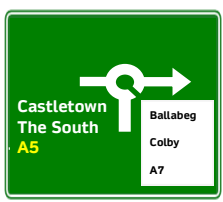
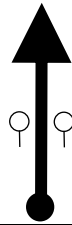

MILES	5.84
TARGET	16:00
AVERAGE	21.9 mph



**SS1F - SS1 Keristal 1 to
ATC2 - SS2 Pool Vaash 1**

MILES 5.84
TARGET 16:00
AVERAGE 21.9 mph

PAGE
37

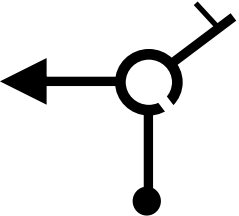
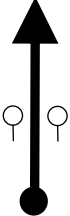

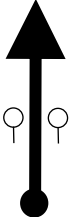

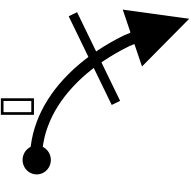
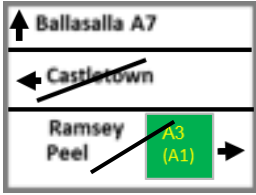
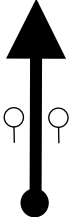

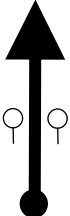

TOTAL MILES	INTERVAL MILES	DIRECTION	INFORMATION	MILES TO TIME CONTROL
00.00	00.00	 1	 Stop Control	5.85
00.07	00.07	 2		5.77
00.79	00.18	 3		5.07
01.02	00.24	 4	 Ballasalla	4.83
01.38	00.37	 5		4.46
01.40	00.02	 6		4.44

 0.06

**SS1F - SS1 Keristal 1 to
ATC2 - SS2 Pool Vaash 1**

MILES 5.84
TARGET 16:00
AVERAGE 21.9 mph

PAGE
38

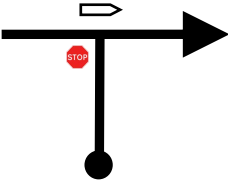


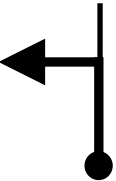

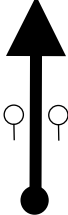

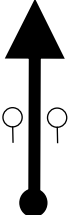

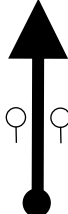



TOTAL MILES	INTERVAL MILES	DIRECTION	INFORMATION	MILES TO TIME CONTROL
01.46	0.06	 7		4.38
01.62	00.16	 8		4.22
01.86	00.24	 9		3.98
02.15	00.29	 10		3.69
02.21	00.06	 11		3.63
03.05	00.84	 12		02.79

 0.36

**SS1F - SS1 Keristal 1 to
ATC2 - SS2 Pool Vaash 1**

MILES 5.84
TARGET 16:00
AVERAGE 21.9 mph

PAGE
39


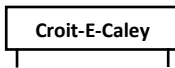


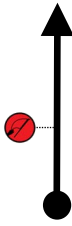

TOTAL MILES	INTERVAL MILES	DIRECTION	INFORMATION	MILES TO TIME CONTROL
03.43	0.36		 	2.43
03.68	00.27			2.16
03.92	00.24		 Care - School Zone	1.92
04.05	00.13			1.79
04.38	00.33		 (Colby)	1.46
05.34	00.96			0.50

 0.20

**SS1F - SS1 Keristal 1 to
ATC2 - SS2 Pool Vaash 1**

MILES 5.84
TARGET 16:00
AVERAGE 21.9 mph

PAGE
40

TOTAL MILES	INTERVAL MILES	DIRECTION	INFORMATION	MILES TO TIME CONTROL
05.54	0.20			0.30
05.84	00.30			0.00
		19	Arrival Control	
	00.06			
		21	Start Control	

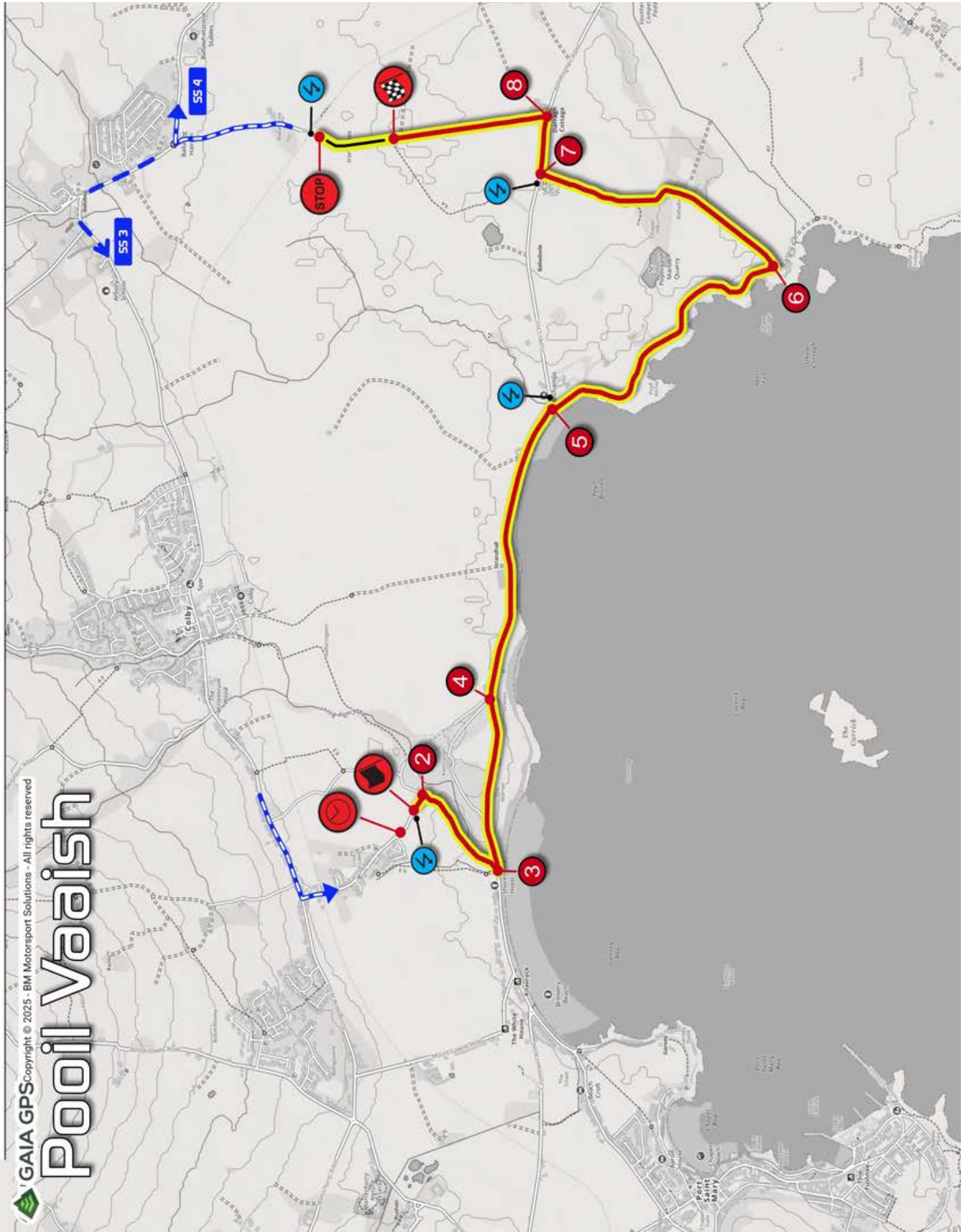


SS2 Pool Vaaiish 1 Map

Miles	3.48
Target	06:00
Bogey	02:37

PAGE

41



SS2 Pool Vaash 1 Photos

Miles	3.48
Target	06:00
Bogey	02:37

Arrival Control



w3w: educated.qualify.civilians

Start Control



w3w: undergone.writing.shouts

Flying Finish



w3w: visions.Downloads.feudal

Stop Control






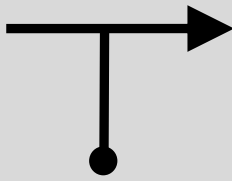




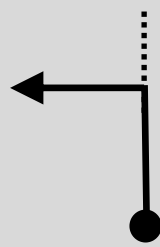


w3w: lordship.revivals.manmade

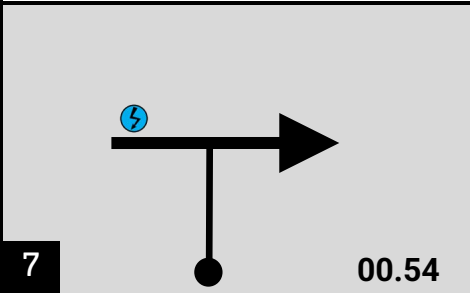

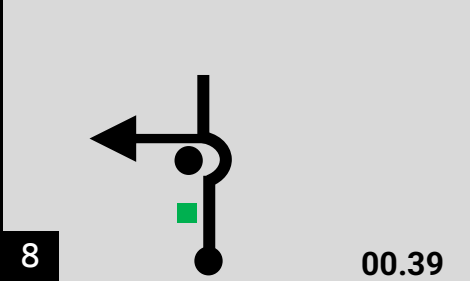

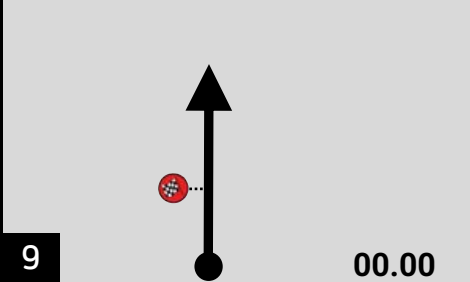

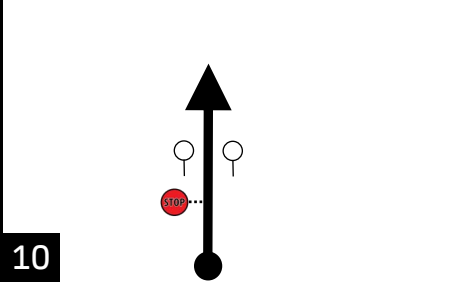



SS2 Pool Vaash 1

Miles	3.48
Target	06:00
Bogey	02:37

PAGE
43

TOTAL MILES	INTERVAL MILES	DIRECTION	INFORMATION	MILES TO TIME CONTROL
00.00	00.00	<div style="display: flex; align-items: center; justify-content: center;"> <div style="background-color: black; color: white; padding: 2px 5px; margin-right: 5px;">1</div>  <div style="margin-left: 50px;">3.48</div> </div>	<div style="display: flex; justify-content: space-around; align-items: center;">     </div> <div style="background-color: black; color: white; text-align: center; padding: 2px 5px; margin-top: 5px;">Start Control</div>	3.66
00.05	00.05	<div style="display: flex; align-items: center; justify-content: center;"> <div style="background-color: black; color: white; padding: 2px 5px; margin-right: 5px;">2</div>  <div style="margin-left: 50px;">3.43</div> </div>		3.61
00.31	00.26	<div style="display: flex; align-items: center; justify-content: center;"> <div style="background-color: black; color: white; padding: 2px 5px; margin-right: 5px;">3</div>  <div style="margin-left: 50px;">3.17</div> </div>		3.35
00.74	00.43	<div style="display: flex; align-items: center; justify-content: center;"> <div style="background-color: black; color: white; padding: 2px 5px; margin-right: 5px;">4</div>  <div style="margin-left: 50px;">2.74</div> </div>	Bale	2.92
01.48	00.74	<div style="display: flex; align-items: center; justify-content: center;"> <div style="background-color: black; color: white; padding: 2px 5px; margin-right: 5px;">5</div>  <div style="margin-left: 50px;">2.00</div> </div>	 Bale	2.18
02.26	00.78	<div style="display: flex; align-items: center; justify-content: center;"> <div style="background-color: black; color: white; padding: 2px 5px; margin-right: 5px;">6</div>  <div style="margin-left: 50px;">1.22</div> </div>		1.40

 0.68

SS2 Pool Vaash 1			Miles	3.48	PAGE
			Target	06:00	44
			Bogey	02:37	
TOTAL MILES	INTERVAL MILES	DIRECTION	INFORMATION		MILES TO TIME CONTROL
02.94	00.68	 00.54			0.72
03.09	00.15	 00.39	 Bale		0.57
03.48	00.39	 00.00	 Flying Finish		0.18
03.66	00.18		   Stop Control		0.00

SS2F-SS2 Pool Vaish 1
ATC3-SS3 Pool Vaish 2



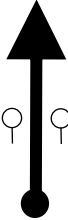

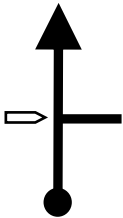
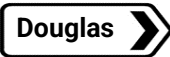
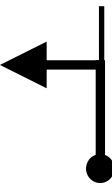

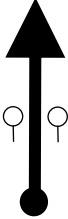

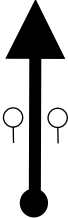

MILES	2.84
TARGET	14:00
AVERAGE	12.7 mph



SS2F-SS2 Pool Vaash 1
ATC3-SS3 Pool Vaash 2

MILES 2.84
 TARGET 14:00
 AVERAGE 12.7 mph

PAGE
46

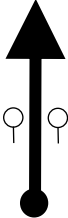

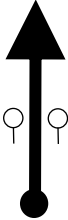

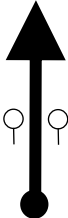


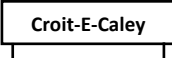
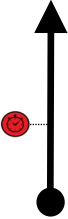

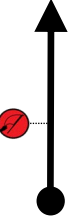




TOTAL MILES	INTERVAL MILES	DIRECTION	INFORMATION	MILES TO TIME CONTROL
00.00	00.00		 Stop Control	2.84
00.28	00.28		 (Ballabeg)	2.56
00.39	00.11			2.45
00.66	00.27			2.18
00.88	00.22		 Care - School Zone	1.96
01.00	00.12			1.84

 0.04

SS2F-SS2 Pool Vaash 1
ATC3-SS3 Pool Vaash 2

MILES 2.84
 TARGET 14:00
 AVERAGE 12.7 mph

PAGE
47

TOTAL MILES	INTERVAL MILES	DIRECTION	INFORMATION	MILES TO TIME CONTROL
01.04	00.04	7 		1.80
01.37	00.33	8 	 (Colby)	1.47
02.32	00.95	9 		0.52
02.53	00.21	10 		00.31
02.84	00.31	11 	 Arrival Control	00.00
	00.06	12 	    Start Control	

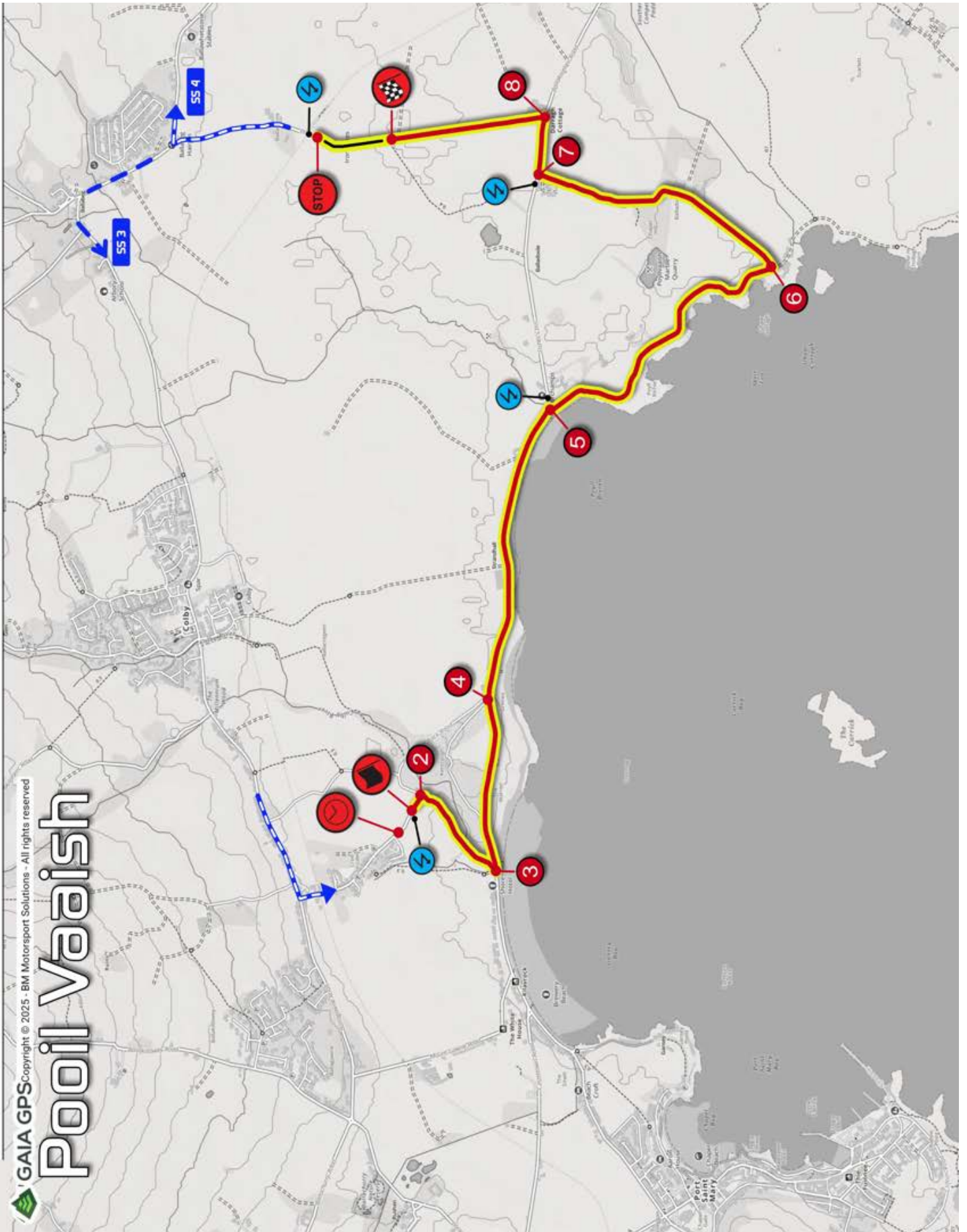


SS3 Pool Vaish 2 Map

Miles	3.48
Target	06:00
Bogey	02:37

PAGE

48



SS3 Pool Vaash 2 Photos

Miles	3.48
Target	06:00
Bogey	02:37

Arrival Control



w3w: educated.qualify.civilians

Start Control



w3w: undergone.writing.shouts

Flying Finish



w3w: visions.Downloads.feudal

Stop Control








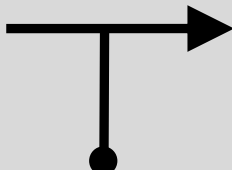

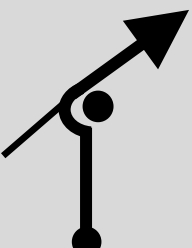


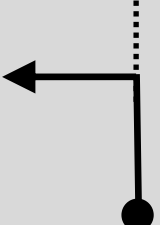
w3w: lordship.revivals.manmade

SS3 Pool Vaash 2

Miles 3.48
 Target 06:00
 Bogey 02:37

PAGE

50

TOTAL MILES	INTERVAL MILES	DIRECTION	INFORMATION	MILES TO TIME CONTROL
00.00	00.00	1  3.48	    Start Control	3.66
00.05	00.05	2  3.43		3.61
00.31	00.26	3  3.17		3.35
00.74	00.43	4  2.74	Bale	2.92
01.48	00.74	5  2.00	 Bale	2.18
02.26	00.78	6  1.22		1.40

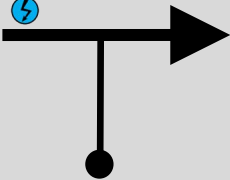

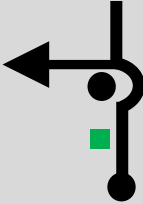





 0.68

SS3 Pool Vaash 2

Miles 3.48
Target 06:00
Bogey 02:37

PAGE

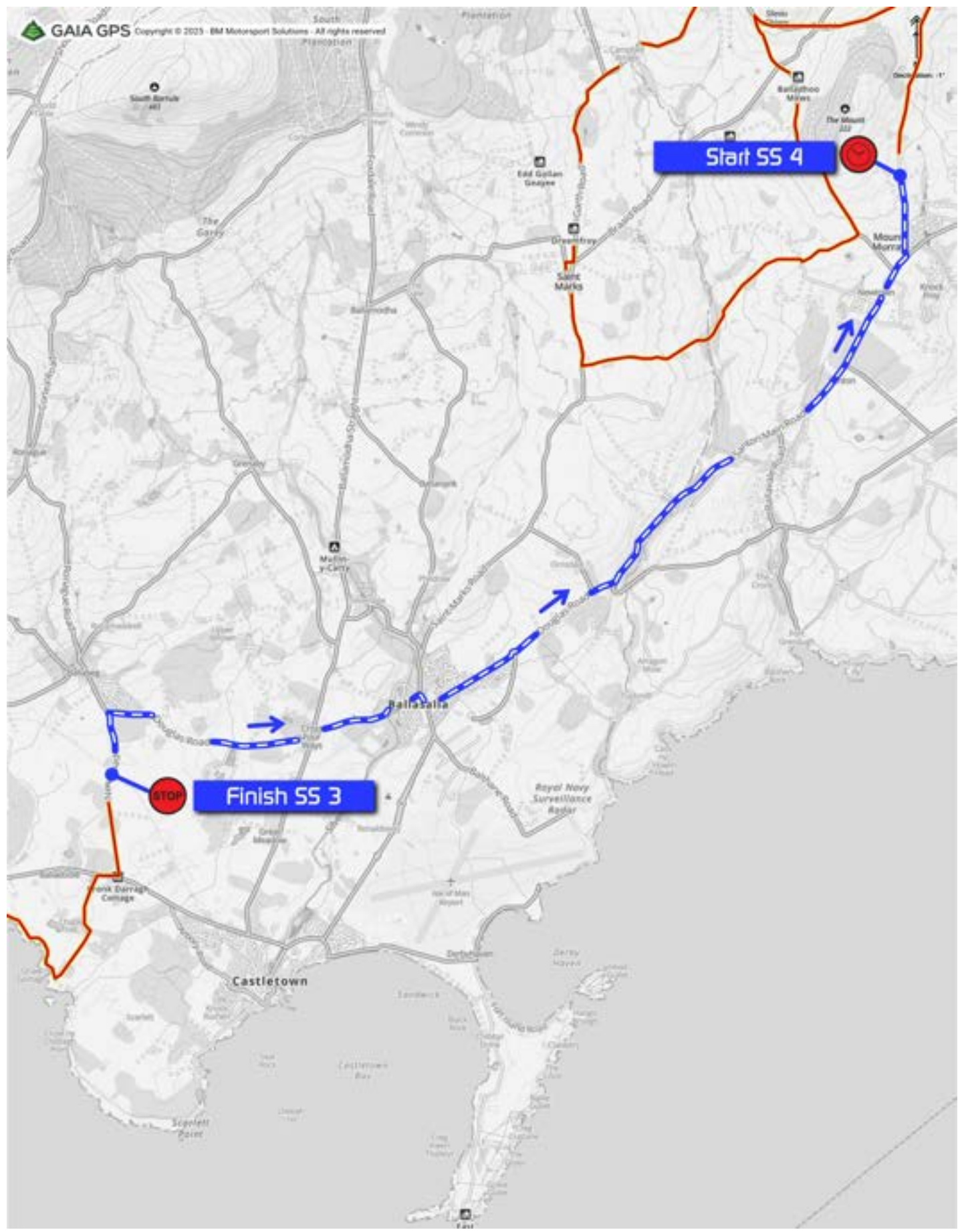
51

TOTAL MILES	INTERVAL MILES	DIRECTION	INFORMATION	MILES TO TIME CONTROL
02.94	00.68	 <p>7 00.54</p>		0.72
03.09	00.15	 <p>8 00.39</p>	 <p>Bale</p>	0.57
03.48	00.39	 <p>9 00.00</p>	 <p>Flying Finish</p>	0.18
03.66	00.18	 <p>10</p>	 <p>Stop Control</p>	0.00

SS3F-SS3 Poolil Vaaish 2
ATC4 - SS4 Tosaby

MILES	7.24
TARGET	16:00
AVERAGE	27.1 mph







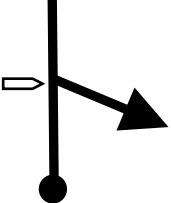

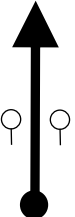

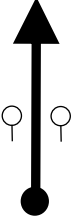

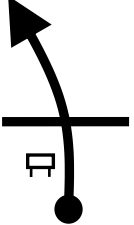
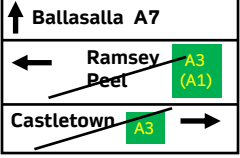
PAGE
52



SS3F-SS3 Pool Vaash 2
ATC4 - SS4 Tosaby

MILES 7.24
 TARGET 16:00
 AVERAGE 27.1 mph

PAGE
53

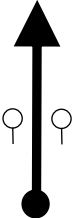

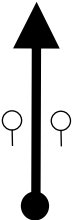

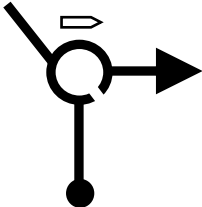
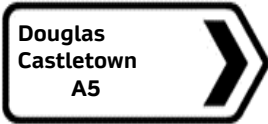
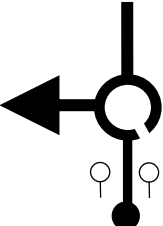

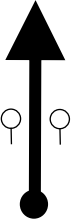


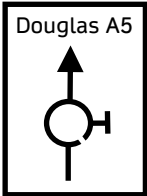
TOTAL MILES	INTERVAL MILES	DIRECTION	INFORMATION	MILES TO TIME CONTROL
00.00	00.00	1 	   Stop Control	7.24
00.29	00.29	2 	 (Ballabeg)	6.94
00.40	00.11	3 		6.84
00.75	00.35	4 		6.49
01.59	00.84	5 		5.65
01.64	00.05	6 		5.60

 0.31

SS3F-SS3 Pool Vaash 2
ATC4 - SS4 Tosaby

MILES 7.24
 TARGET 16:00
 AVERAGE 27.1 mph

PAGE
54

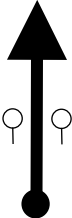


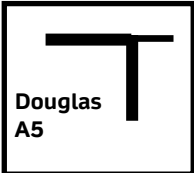
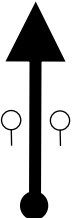

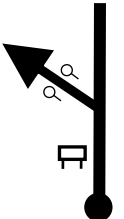


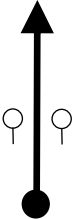



TOTAL MILES	INTERVAL MILES	DIRECTION	INFORMATION	MILES TO TIME CONTROL
01.95	00.31		 (Ballasalla)	5.29
02.19	00.24			5.05
02.33	00.14			4.91
02.41	00.08			4.83
02.79	00.38			4.45
03.00	00.21			4.24

 0.07

SS3F-SS3 Pool Vaash 2
ATC4 - SS4 Tosaby

MILES 7.24
 TARGET 16:00
 AVERAGE 27.1 mph

PAGE
55

TOTAL MILES	INTERVAL MILES	DIRECTION	INFORMATION	MILES TO TIME CONTROL
03.07	00.07	 13		4.17
03.74	00.67	 14		3.50
04.40	00.66	 15		2.84
06.33	01.93	 16	  Care ahead	0.91
06.79	00.46	 17		0.45
07.24	00.45	 18	 Arrival Control	0.00

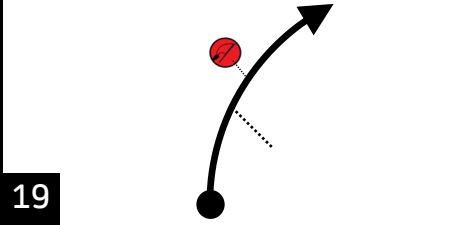

 0.09

Rally Control Telephone No: +44 (0) 1624 644633

SS3F-SS3 Pool Vaash 2
ATC4 - SS4 Tosaby

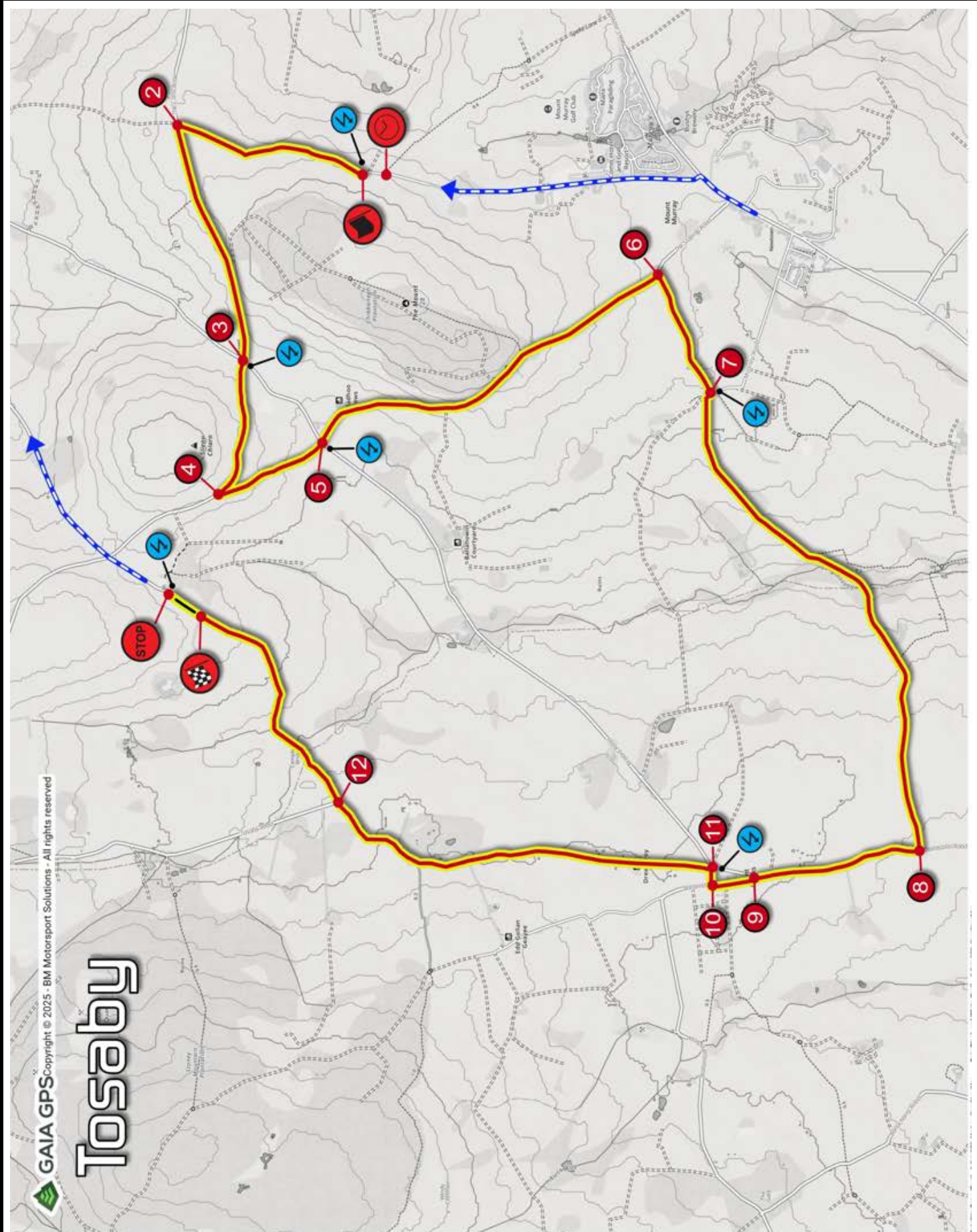
MILES 7.24
 TARGET 16:00
 AVERAGE 27.1 mph

PAGE
56

TOTAL MILES	INTERVAL MILES	DIRECTION	INFORMATION	MILES TO TIME CONTROL
	0.09		 Start Control	

SS4 Tosaby Map

Miles	7.62
Target	14:00
Bogey	5:43



GAIA GPS Copyright © 2025 · BM Motorsport Solutions - All rights reserved

Tosaby

SS4 Tosaby Photos

Miles	7.62
Target	14:00
Bogey	5:43

Arrival Control



w3w: inflatable.issuer.wrenches

Start Control



w3w: cork.player.initially

Flying Finish



w3w: stew.boiler.nostalgia

Stop Control





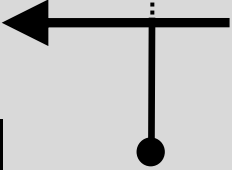
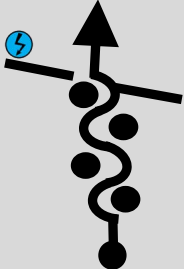

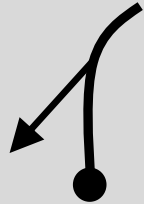


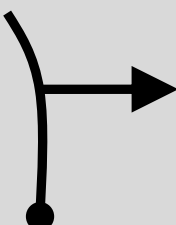
w3w: treble.surface.lantern

SS4 Tosaby

Miles	7.62
Target	14:00
Bogey	5:43

PAGE

59

TOTAL MILES	INTERVAL MILES	DIRECTION	INFORMATION	MILES TO TIME CONTROL
00.00	00.00	 <p>1 7.62</p>	 <p>Start Control</p>	7.75
00.56	00.56	 <p>2 7.06</p>		7.19
01.23	00.67	 <p>3 6.39</p>	 <p>Chicane (L) Entry</p>	6.52
01.66	00.43	 <p>4 5.96</p>		6.09
01.99	00.33	 <p>5 5.63</p>		5.76
03.13	01.14	 <p>6 4.49</p>		4.62

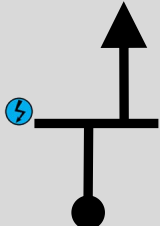

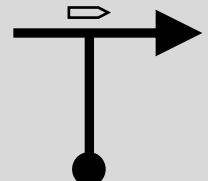


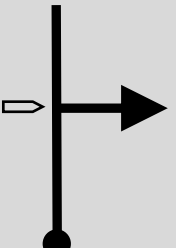
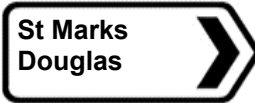
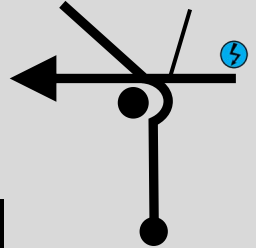

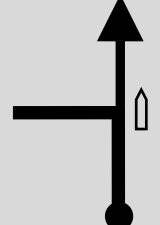

 0.38

SS4 Tosaby

Miles 7.62
Target 14:00
Bogey 5:43

PAGE

60

TOTAL MILES	INTERVAL MILES	DIRECTION	INFORMATION	MILES TO TIME CONTROL
03.51	00.38	 <p>7 4.11</p>		4.24
05.07	01.56	 <p>8 2.55</p>		2.68
05.55	00.48	 <p>9 2.07</p>	Bale	2.20
05.68	00.13	 <p>10 1.94</p>		2.07
05.74	00.06	 <p>11 1.88</p>	 Bale	2.01
06.89	01.15	 <p>12 0.73</p>		0.86

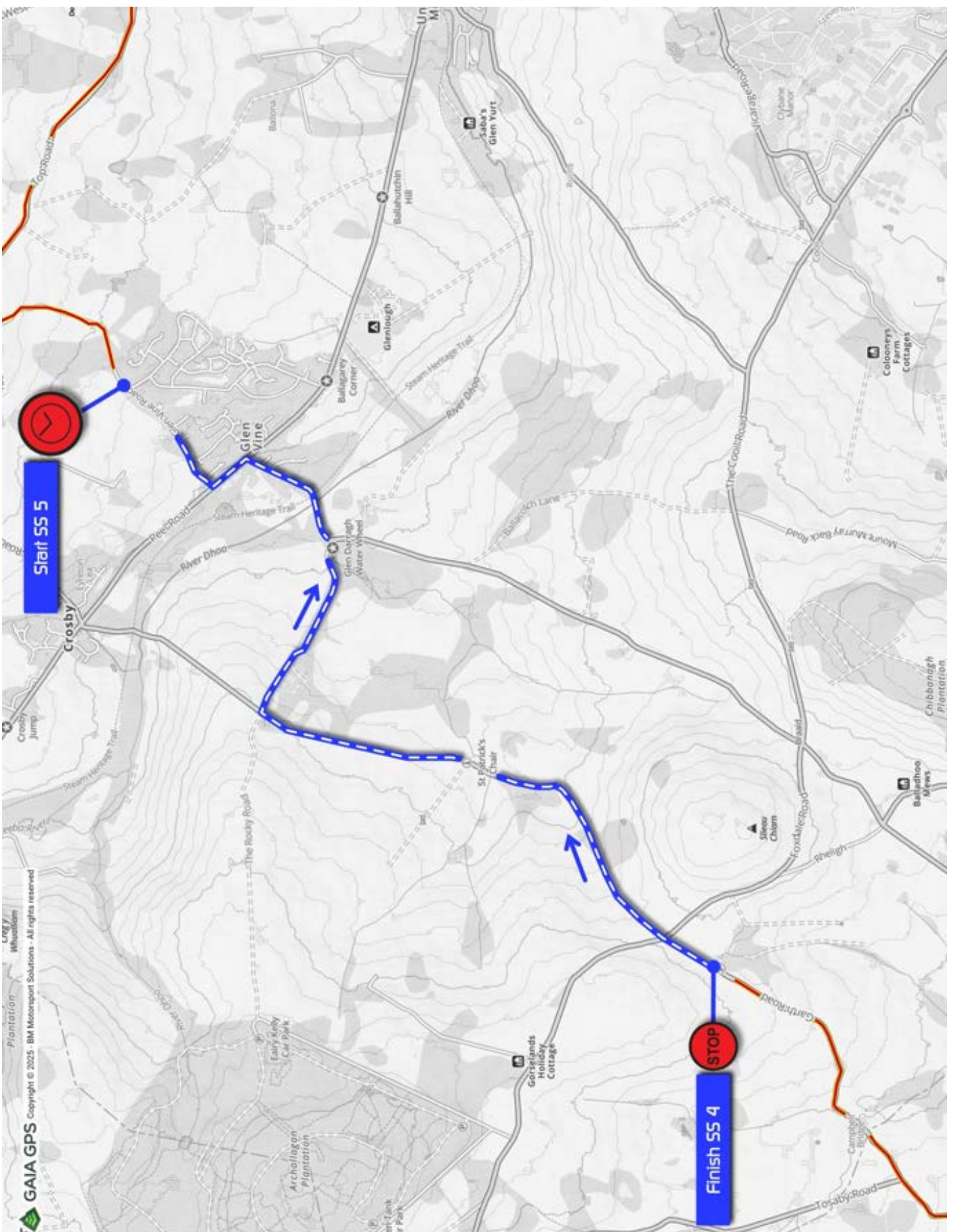
 0.73

SS4 Tosaby			Miles	7.62	PAGE
			Target	14:00	61
			Bogey	5:43	
TOTAL MILES	INTERVAL MILES	DIRECTION	INFORMATION		MILES TO TIME CONTROL
07.62	00.73	<div style="text-align: center;"> <p>13</p> </div>	<div style="text-align: center;"> <p>Flying Finish</p> </div>		0.13
07.75	00.13	<div style="text-align: center;"> <p>14</p> </div>	<div style="text-align: center;"> <p>Stop Control</p> </div>		0.00

SS4 F - SS4 Tosaby
ATC 5 - SS5 The Nab

MILES	2.97
TARGET	12:00
AVERAGE	14.8 mph

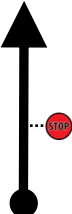



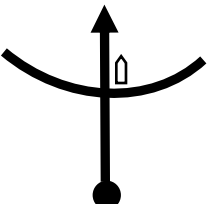
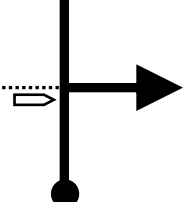

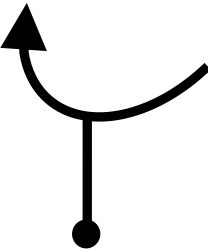
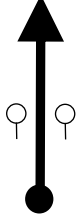

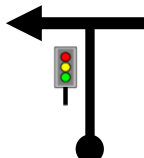
PAGE	62
------	-----------



SS4 F - SS4 Tosaby
ATC 5 - SS5 The Nab

MILES 2.97
 TARGET 12:00
 AVERAGE 14.8 mph

PAGE
63

TOTAL MILES	INTERVAL MILES	DIRECTION	INFORMATION	MILES TO TIME CONTROL
00.00	00.00	1 	   Stop Control	0.00
00.18	00.18	2 		2.79
01.58	01.40	3 		1.39
02.14	00.56	4 		0.83
02.22	00.08	5 	 (Glen Vine)	0.75
02.47	00.25	6 		0.50

 0.14

SS4 F - SS4 Tosaby
ATC 5 - SS5 The Nab

MILES 2.97
 TARGET 12:00
 AVERAGE 14.8 mph

PAGE
64

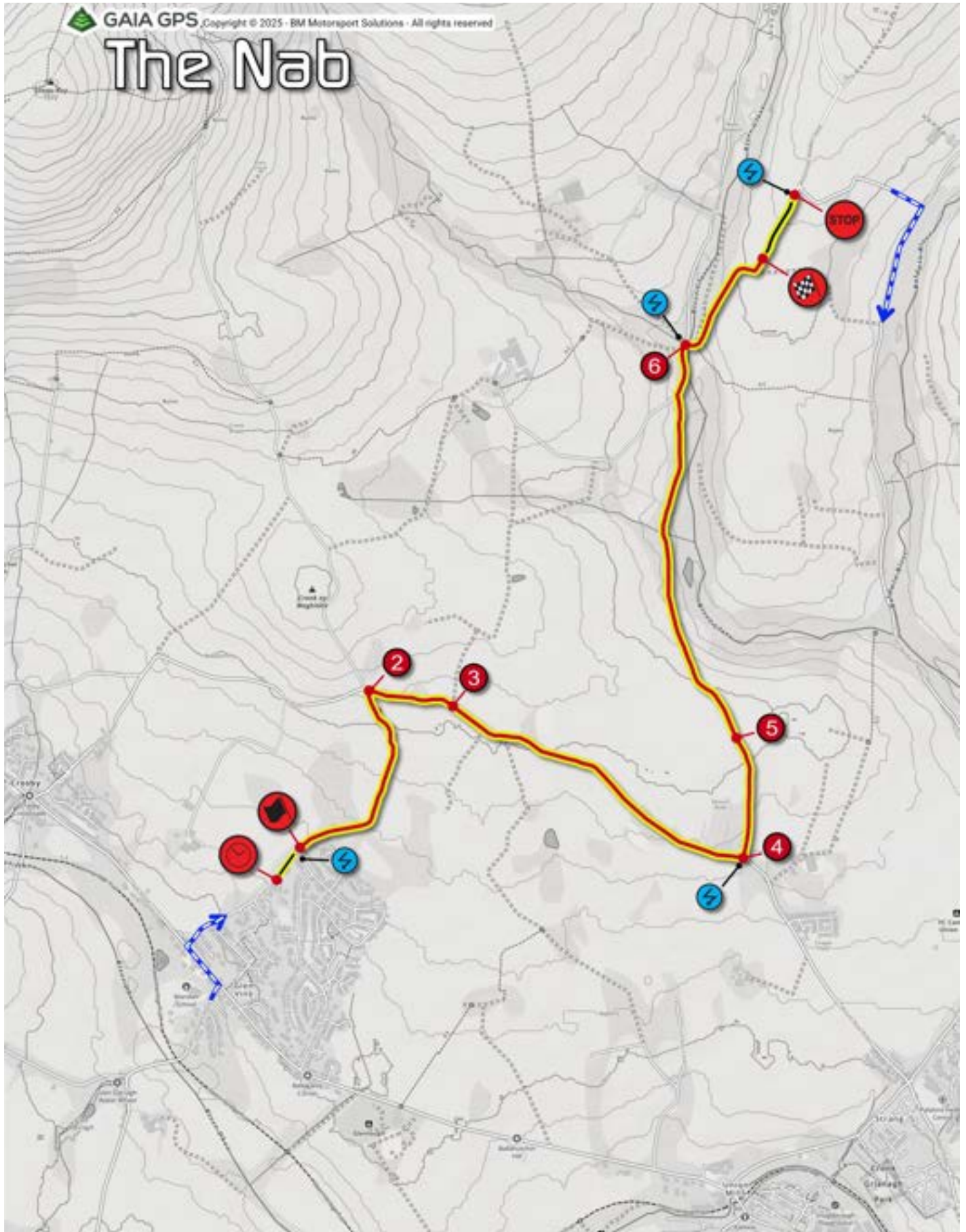
TOTAL MILES	INTERVAL MILES	DIRECTION	INFORMATION	MILES TO TIME CONTROL
02.61	00.14			0.36
02.63	00.02			0.34
02.97	00.34			0.00
	00.05			
			Arrival Control	
			Start Control	

SS5 The Nab Map

Miles	3.24
Target	07:00
Bogey	02:26

PAGE

65



SS5 The Nab Map - Photos

Miles	3.24
Target	07:00
Bogey	02:26

Arrival Control



w3w: duets.certainly.bricks

Start Control



w3w: cushion.fired.diverts

Flying Finish



w3w: spirits.holidays.slackers

Stop Control





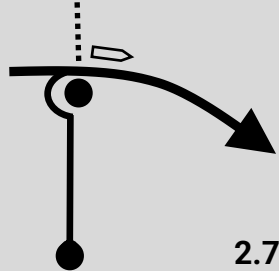

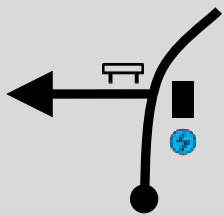


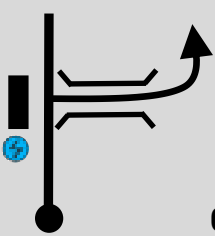

w3w: awakened.lizards.aware

SS5 The Nab



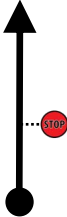



Miles 3.24
Target 07:00
Bogey 02:26

PAGE

67

TOTAL MILES	INTERVAL MILES	DIRECTION	INFORMATION	MILES TO TIME CONTROL
00.00	00.00	 <p>1 3.24</p>	 Start Control	3.40
00.54	00.54	 <p>2 2.70</p>	Bale	2.86
00.76	00.22	 <p>3 2.48</p>	Bale	2.64
01.60	00.84	 <p>4 1.64</p>		1.80
01.93	00.33	 <p>5 1.31</p>	Chicane (L) Entry	1.47
02.94	01.01	 <p>6 0.30</p>		0.46

 0.30

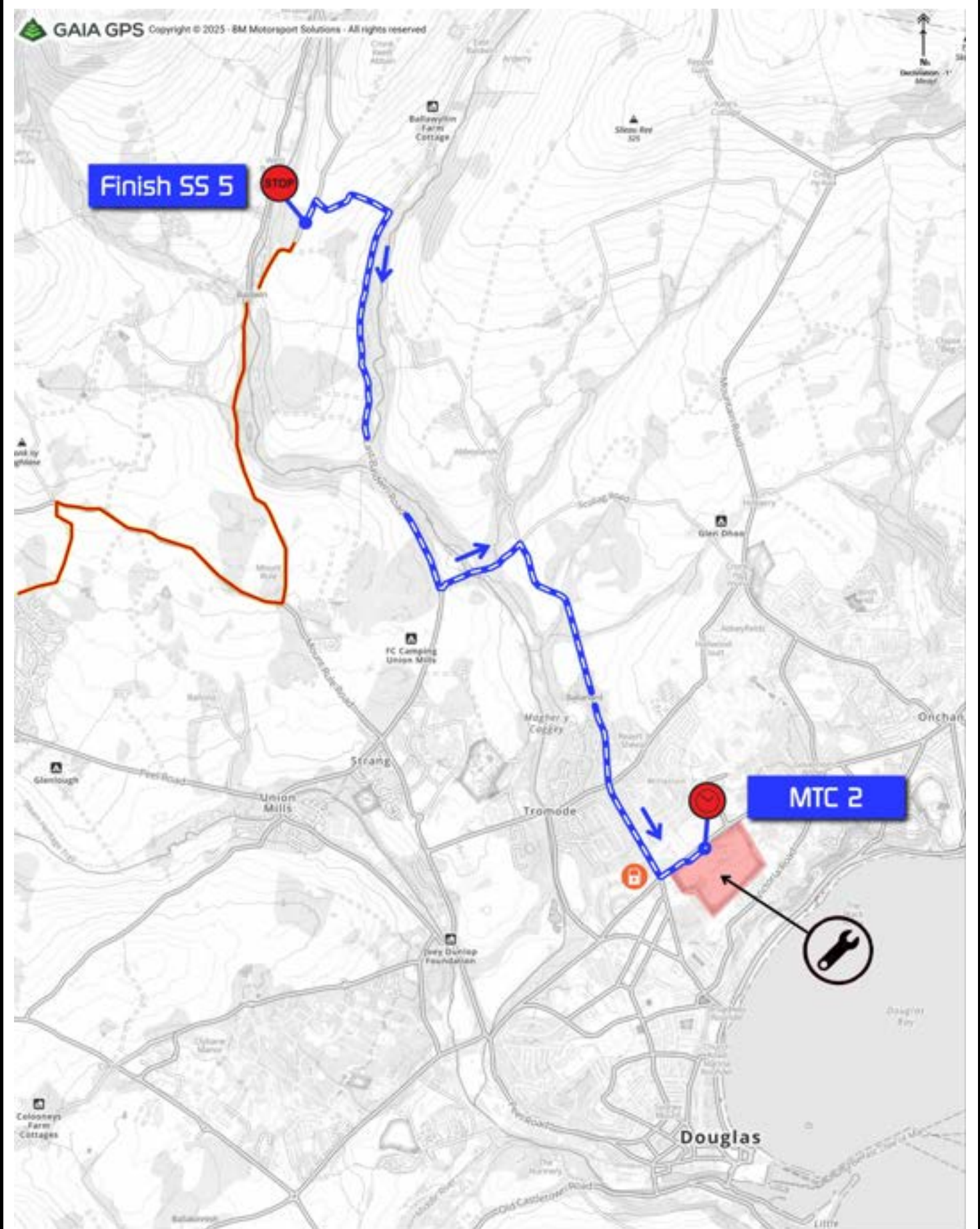
SS5 The Nab			Miles	3.24	PAGE
			Target	07:00	68
			Bogey	02:26	
TOTAL MILES	INTERVAL MILES	DIRECTION	INFORMATION		MILES TO TIME CONTROL
03.24	00.30	<div style="display: flex; align-items: center;"> <div style="background-color: black; color: white; padding: 2px 5px; margin-right: 5px;">7</div>  <div style="margin-left: 20px;">00.00</div> </div>			0.16
			Flying Finish		
03.40	00.16	<div style="display: flex; align-items: center;"> <div style="background-color: black; color: white; padding: 2px 5px; margin-right: 5px;">8</div>  </div>	  		0.00
			Stop Control		



SS5 F - SS5 The Nab MTC 2 - Grandstand

MILES	4.35
TARGET	14:00
AVERAGE	18.6 mph

PAGE	69
------	-----------





SS5 F - SS5 The Nab MTC 2 - Grandstand

MILES 4.27
TARGET 14:00
AVERAGE 18.6 mph

PAGE

70

TOTAL MILES	INTERVAL MILES	DIRECTION	INFORMATION	MILES TO TIME CONTROL
00.00	00.00	<p>1</p>	<p>Stop Control</p>	4.35
00.06	00.06	<p>2</p>		4.29
00.42	00.36	<p>3</p>		3.93
02.09	01.67	<p>4</p>		2.26
02.48	00.39	<p>5</p>		1.87
03.17	00.69	<p>6</p>		1.18

0.42



SS5 F - SS5 The Nab
MTC 2 - Grandstand

MILES 0.00
TARGET 14:00
AVERAGE 18.6 mph

PAGE

71

TOTAL MILES	INTERVAL MILES	DIRECTION	INFORMATION	MILES TO TIME CONTROL
03.59	00.42			0.76
04.03	00.44			0.32
04.22	00.19			0.13
04.35	00.13		 MTC 2	0.00

Leg Two



MTC3 - Grandstand ATC6 - SS6 Keristal 2

Miles 4.28
Target 27:00
Average 15.1 mph

Page

75

0.33

Rally Control Telephone No: +44 (0) 1624 644633

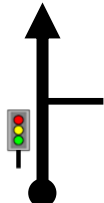
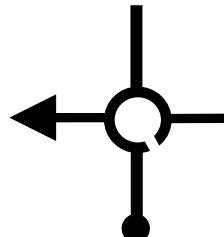
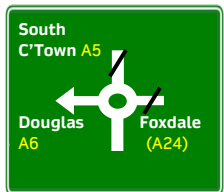
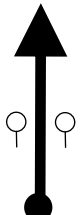

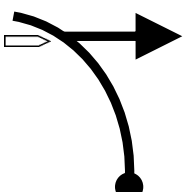

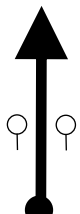

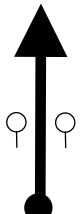



MTC3 - Grandstand to ATC6 - SS6 Keristal 2

Miles 4.25
Target 27:00
Average 15.1 mph

Page

76

Total Miles	INTERVAL MILES	DIRECTION	INFORMATION	MILES TO TIME CONTROL
02.18	00.33	 7	Keep in Left Lane	2.10
02.58	00.40	 8	 Keep in Left Lane	1.70
02.77	00.19	 9		1.51
03.32	00.55	 10		0.96
03.56	00.24	 11		0.72
04.07	00.51	 12		0.21

 0.08

Rally Control Telephone No: +44 (0) 1624 644633



MTC3 - Grandstand to ATC6 - SS6 Keristal 2

Miles	4.25
Target	27:00
Average	15.1 mph

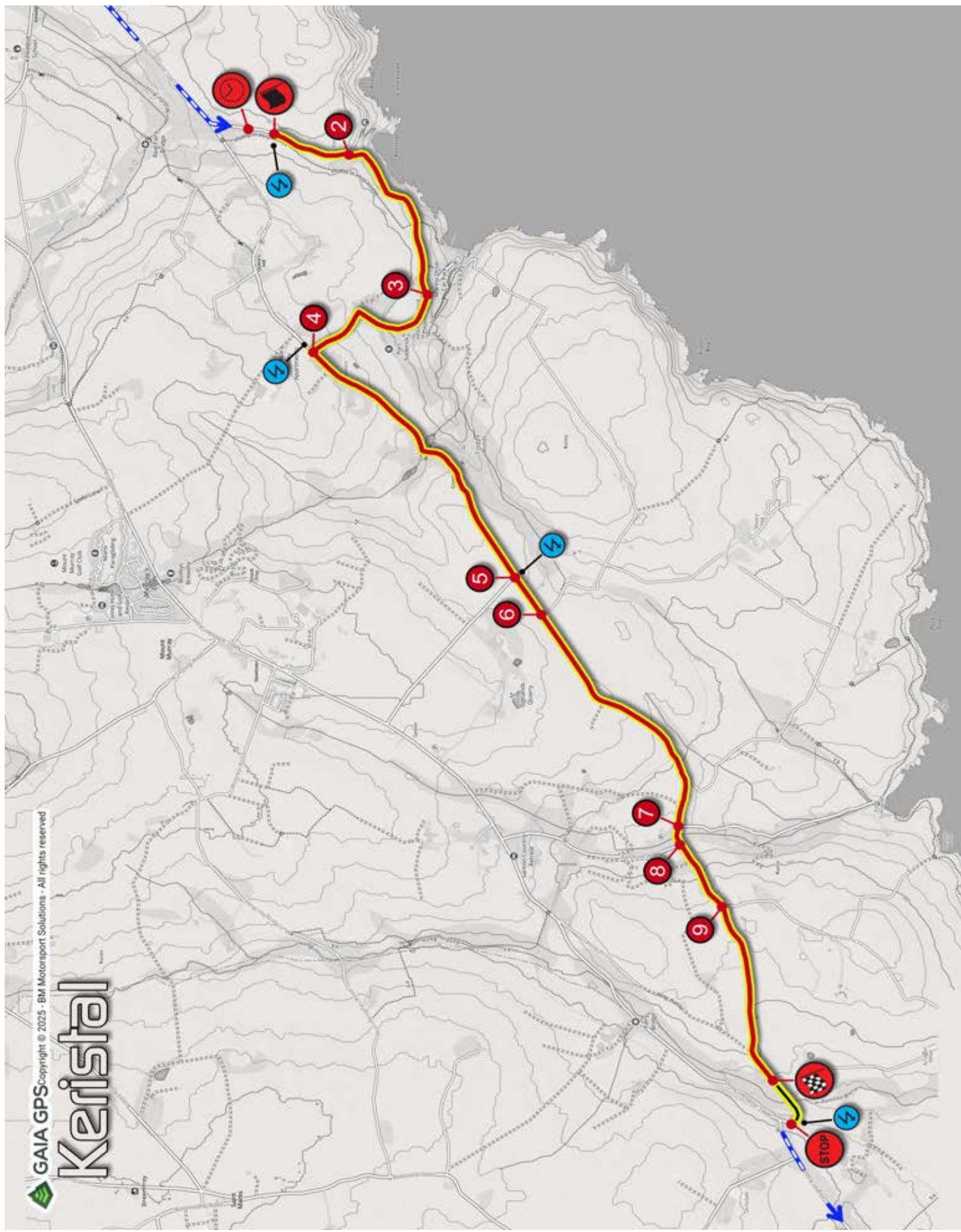
Page

77

TOTAL MILES	INTERVAL MILES	DIRECTION	INFORMATION	MILES TO TIME CONTROL
04.15	00.08	<p>13</p>		0.13
04.28	00.13	<p>14</p>		0.00
	00.06	<p>15</p>	<p style="text-align: center;">Arrival Control</p> <p style="text-align: center;">Start Control</p>	

SS6 Keristal 2 Map

Miles	4.41
Target	09:00
Bogey	03:19



SS6 Keristal 2 Photos

Miles	4.41
Target	09:00
Bogey	03:19

Arrival Control



w3w: choice.wizard.wicked

Start Control



w3w: varieties.given.voted

Flying Finish



w3w: wiped.untaxed.fussy

Stop Control






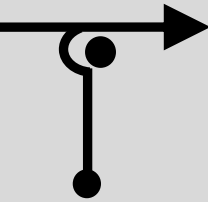
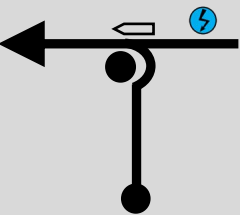

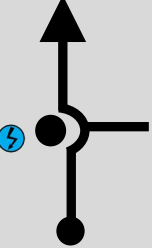


w3w: impulses.barbers.abstracts

SS6 Keristal 2

Miles 4.41
 Target 09:00
 Bogey 03:19

PAGE

80

TOTAL MILES	INTERVAL MILES	DIRECTION	INFORMATION	MILES TO TIME CONTROL
00.00	00.00	 <p>1 4.41</p>	 Start Control	4.57
00.26	00.26	 <p>2 4.15</p>	Bale	4.31
00.87	00.61	 <p>3 3.54</p>	Bale	3.70
01.39	00.52	 <p>4 3.02</p>	 Bale	3.18
02.42	01.03	 <p>5 1.99</p>	 Bale	2.15
02.59	00.17	 <p>6 1.82</p>		1.98

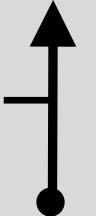




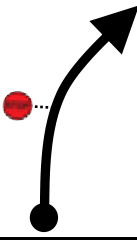



 0.89

SS6 Keristal 2

Miles 4.41
Target 09:00
Bogey 03:19

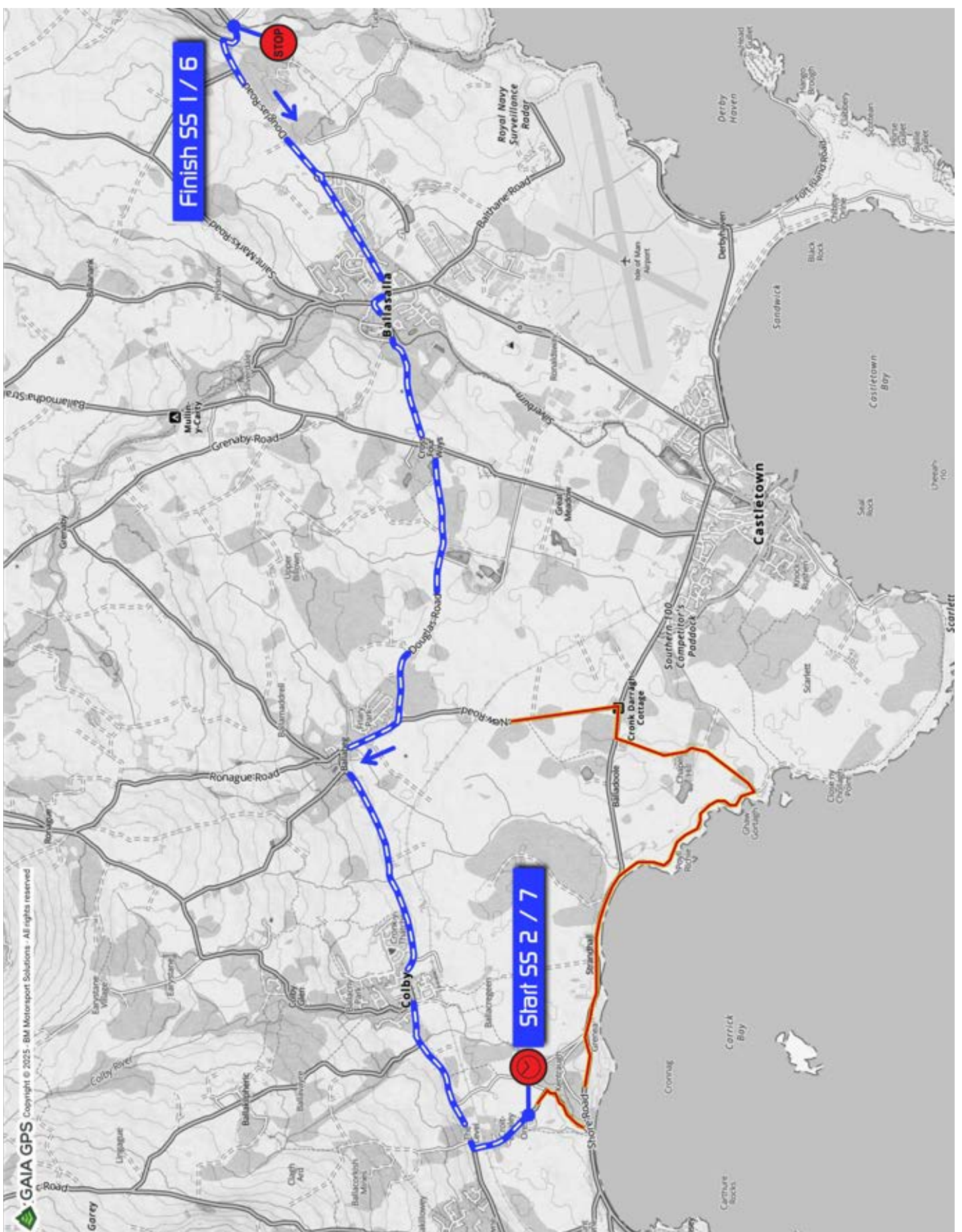
PAGE

81

TOTAL MILES	INTERVAL MILES	DIRECTION	INFORMATION	MILES TO TIME CONTROL
03.48	00.89	 <p>7 00.93</p>		1.09
03.54	00.06	 <p>8 00.87</p>		1.03
03.79	00.25	 <p>9 00.62</p>		0.78
04.41	00.62	 <p>10 00.00</p>	 Flying Finish	0.16
04.57	00.16	 <p>11</p>	   Stop Control	0.00

SS6F - SS6 Keristal 2
ATC7 - SS7 Balladoole 1

MILES	5.84
TARGET	16:00
AVERAGE	21.9 mph



SS6F - SS6 Keristal 2
ATC7 - SS7 Balladoole 1

MILES 5.84
 TARGET 16:00
 AVERAGE 21.9 mph

PAGE
83

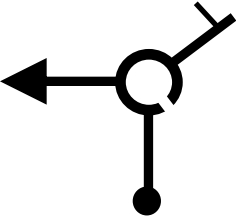
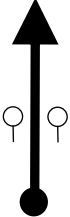

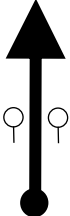

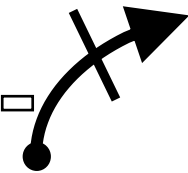
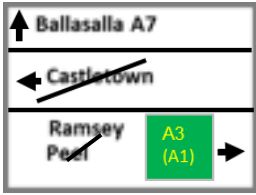
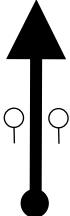

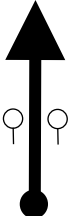

TOTAL MILES	INTERVAL MILES	DIRECTION	INFORMATION	MILES TO TIME CONTROL
00.00	00.00	1	 Stop Control	5.85
00.07	00.07	2		5.77
00.79	00.18	3		5.07
01.02	00.24	4	 Ballasalla	4.83
01.38	00.37	5		4.46
01.40	00.02	6		4.44

0.06

SS6F - SS6 Keristal 2
ATC7 - SS7 Balladoole 1

MILES 5.84
 TARGET 16:00
 AVERAGE 21.9 mph

PAGE
84

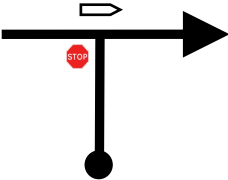


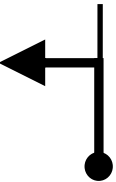

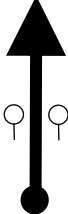

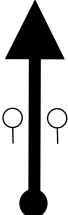

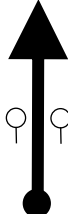



TOTAL MILES	INTERVAL MILES	DIRECTION	INFORMATION	MILES TO TIME CONTROL
01.46	0.06	 7		4.38
01.62	00.16	 8		4.22
01.86	00.24	 9		3.98
02.15	00.29	 10		3.69
02.21	00.06	 11		3.63
03.05	00.84	 12		02.79

 0.36

SS6F - SS6 Keristal 2
ATC7 - SS7 Balladoole 1

MILES 5.84
 TARGET 16:00
 AVERAGE 21.9 mph

PAGE
85


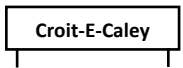
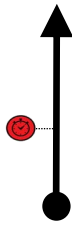



TOTAL MILES	INTERVAL MILES	DIRECTION	INFORMATION	MILES TO TIME CONTROL
03.43	0.36		 	2.43
03.68	00.27			2.16
03.92	00.24		 Care - School Zone	1.92
04.05	00.13			1.79
04.38	00.33		 (Colby)	1.46
05.34	00.96			0.50

 0.20

SS6F - SS6 Keristal 2
ATC7 - SS7 Balladoole 1

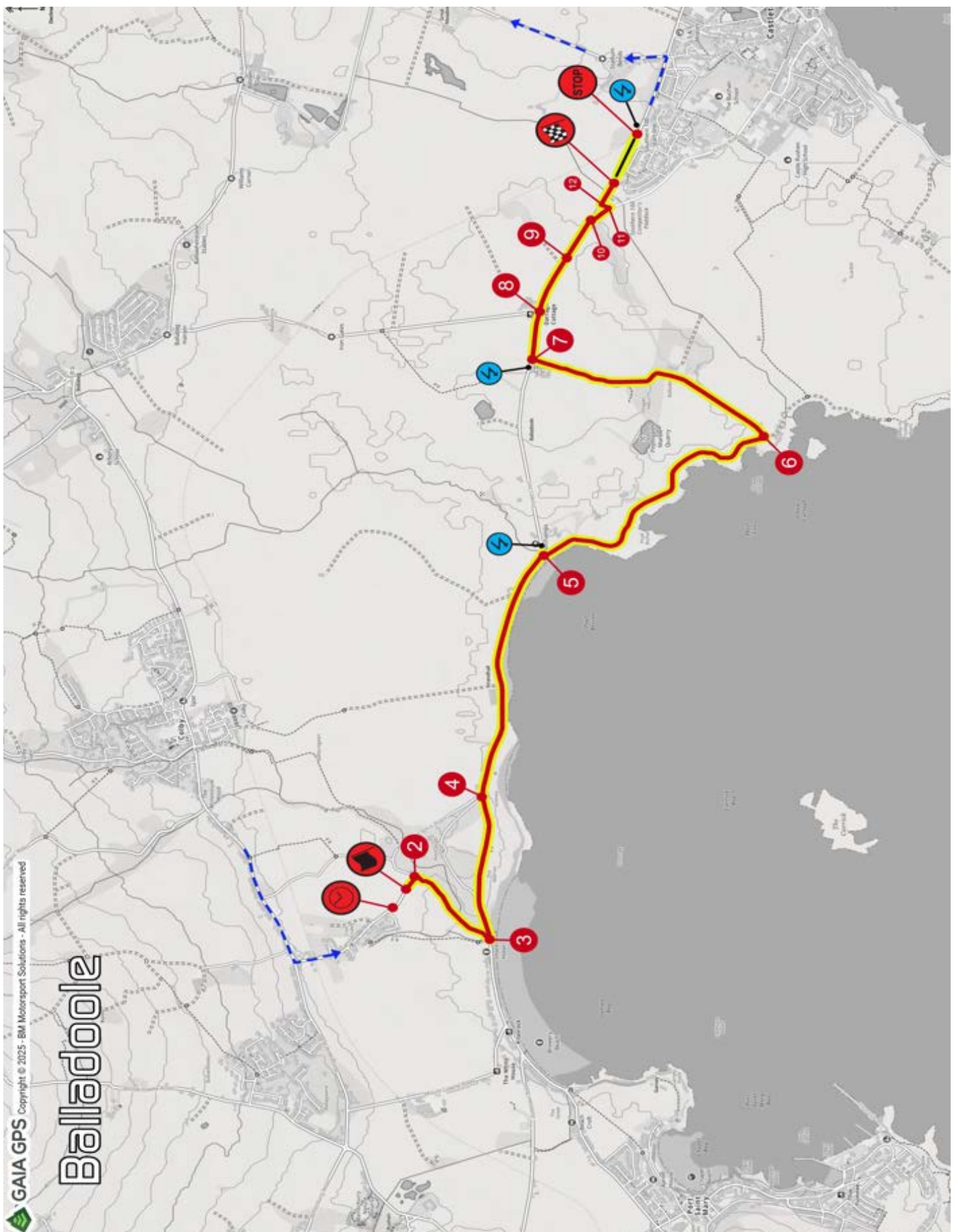
MILES 5.84
 TARGET 16:00
 AVERAGE 21.9 mph

PAGE
86

TOTAL MILES	INTERVAL MILES	DIRECTION	INFORMATION	MILES TO TIME CONTROL
05.54	0.20	 19		0.30
05.84	00.30	 20	 Arrival Control	0.00
	00.06	 21	 Start Control	

SS7 Balladoole 1 Map

Miles	3.50
Target	08:00
Average	02:38



GAIA GPS Copyright © 2025 - BM Motorsport Solutions - All rights reserved

Balladoole

SS7 Balladoole 1 Photos

Miles	3.50
Target	08:00
Average	02:38

Arrival Control



w3w: educated.qualify.civilians

Start Control



w3w: undergone.writing.shouts

Flying Finish



w3w: pushy.arrival.spate

Stop Control





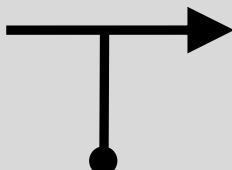

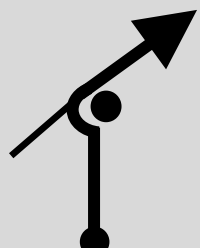
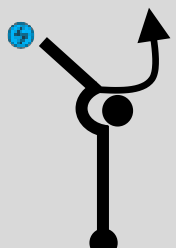

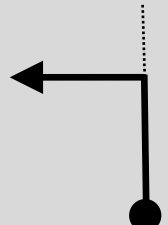
w3w: historic.finishers.runaways

SS7 Balladoole 1

Miles 3.50
Target 08:00
Average 02:38

PAGE

89

TOTAL MILES	INTERVAL MILES	DIRECTION	INFORMATION	MILES TO TIME CONTROL
00.00	00.00	 <p>1 3.50</p>	 <p>Start Control</p>	3.70
00.05	00.05	 <p>2 3.45</p>		3.65
00.31	00.26	 <p>3 3.19</p>		3.39
00.74	00.43	 <p>4 2.76</p>	Bale	2.96
01.48	00.74	 <p>5 2.02</p>	 <p>Bale</p>	2.22
02.26	00.78	 <p>6 1.24</p>		1.44

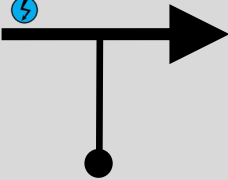







 0.68

SS7 Balladoole 1

Miles 3.50
Target 08:00
Average 02:38

PAGE

90

TOTAL MILES	INTERVAL MILES	DIRECTION	INFORMATION	MILES TO TIME CONTROL
02.94	00.68	 <p>7 0.56</p>		0.76
03.09	00.15	 <p>8 0.41</p>	Bale	0.61
03.29	00.20	 <p>9 0.21</p>	Chicane (L) Entry	0.41
03.35	00.06	 <p>10 0.15</p>		0.35
03.45	00.10	 <p>11 0.05</p>		0.25
03.50	00.05	 <p>12 0.00</p>	Flying Finish	0.20



 0.20

SS7 Balladoole 1

Miles 3.50
 Target 08:00
 Average 02:38

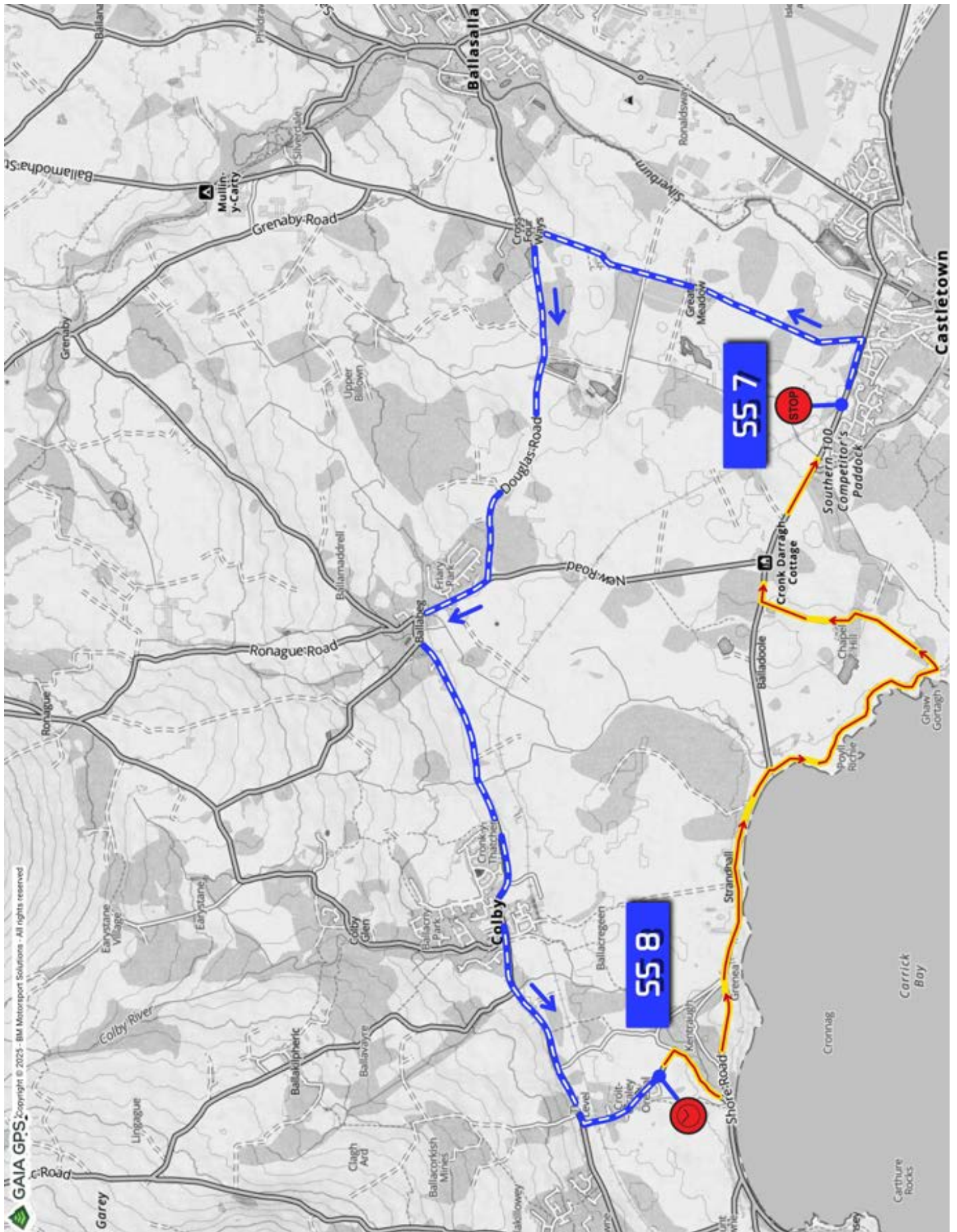
PAGE

91

TOTAL MILES	INTERVAL MILES	DIRECTION	INFORMATION	MILES TO TIME CONTROL
03.70	00.20			0.00
		13	Stop Control	

SS7 F - SS7 Balladoole 1
ATC 8 - SS8 Balladoole 2



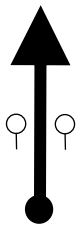

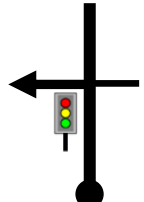
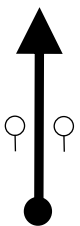

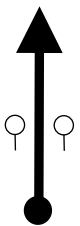

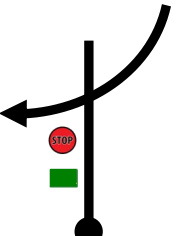

MILES	5.11
TARGET	14:00
AVERAGE	21.9 mph



SS7 F - SS7 Balladoole 1
ATC 8 - SS8 Balladoole 2

MILES 5.11
 TARGET 14:00
 AVERAGE 21.9 mph

PAGE
93

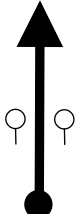

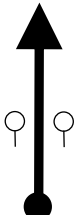

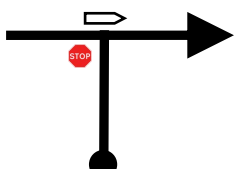


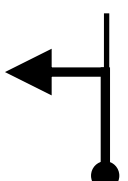

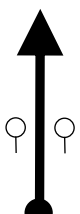



TOTAL MILES	INTERVAL MILES	DIRECTION	INFORMATION	MILES TO TIME CONTROL
00.00	00.00	 <p>1</p>	 Stop Control	5.11
00.12	00.12	 <p>2</p>		4.99
00.21	00.09	 <p>3</p>		4.90
00.44	00.23	 <p>4</p>		4.67
01.39	00.95	 <p>5</p>		3.72
01.43	00.04	 <p>6</p>		3.68

 0.04

SS7 F - SS7 Balladoole 1
ATC 8 - SS8 Balladoole 2

MILES 5.11
 TARGET 14:00
 AVERAGE 21.9 mph

PAGE
94




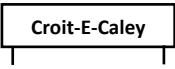




TOTAL MILES	INTERVAL MILES	DIRECTION	INFORMATION	MILES TO TIME CONTROL
01.47	00.04	7 		3.64
02.31	00.84	8 	 (Ballabeg)	2.80
02.67	00.36	9 	 	2.44
02.95	00.28	10 		2.16
03.32	00.37	11 		1.79
03.65	00.33	12 	 (Colby)	1.46

 0.96

SS7 F - SS7 Balladoole 1
ATC 8 - SS8 Balladoole 2

MILES 5.11
 TARGET 14:00
 AVERAGE 21.9 mph

PAGE
95

TOTAL MILES	INTERVAL MILES	DIRECTION	INFORMATION	MILES TO TIME CONTROL
04.61	00.96	 13		0.50
04.81	00.20	 14		0.30
05.11	00.30	 15	 Arrival Control	0.00
	00.06	 16	 Start Control	

SS8 Balladoole 2 Photos

Miles	3.50
Target	08:00
Average	02:38

Arrival Control



w3w: educated.qualify.civilians

Start Control



w3w: undergone.writing.shouts

Flying Finish



w3w: pushy.arrival.spate

Stop Control










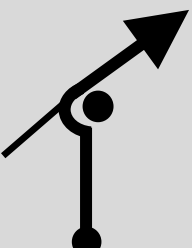


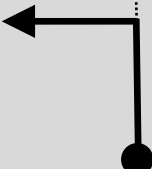
w3w: historic.finishers.runaways

SS8 Balladoole 2

Miles 3.50
Target 08:00
Average 02:38

PAGE

98

TOTAL MILES	INTERVAL MILES	DIRECTION	INFORMATION	MILES TO TIME CONTROL
00.00	00.00	<div style="text-align: center;">  </div> <p>1 3.50</p>	<div style="display: flex; justify-content: space-around; align-items: center;">     </div> <p>Start Control</p>	3.70
00.05	00.05	<div style="text-align: center;">  </div> <p>2 3.45</p>		3.65
00.31	00.26	<div style="text-align: center;">  </div> <p>3 3.19</p>		3.39
00.74	00.43	<div style="text-align: center;">  </div> <p>4 2.76</p>	Bale	2.96
01.48	00.74	<div style="text-align: center;">  </div> <p>5 2.02</p>	 <p>Bale</p>	2.22
02.26	00.78	<div style="text-align: center;">  </div> <p>6 1.24</p>		1.44






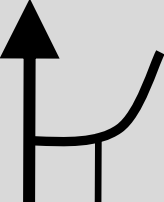


 0.68

SS8 Balladoole 2

Miles 3.50
Target 08:00
Average 02:38

PAGE

99

TOTAL MILES	INTERVAL MILES	DIRECTION	INFORMATION	MILES TO TIME CONTROL
02.94	00.68	 7 0.56		0.76
03.09	00.15	 8 0.41	Bale	0.61
03.29	00.20	 9 0.21	Chicane (L) Entry	0.41
03.35	00.06	 10 0.15		0.35
03.45	00.10	 11 0.05		0.25
03.50	00.05	 12 0.00	 Flying Finish	0.20



 0.20

SS8 Balladoole 2

Miles 3.50
 Target 08:00
 Average 02:38

PAGE

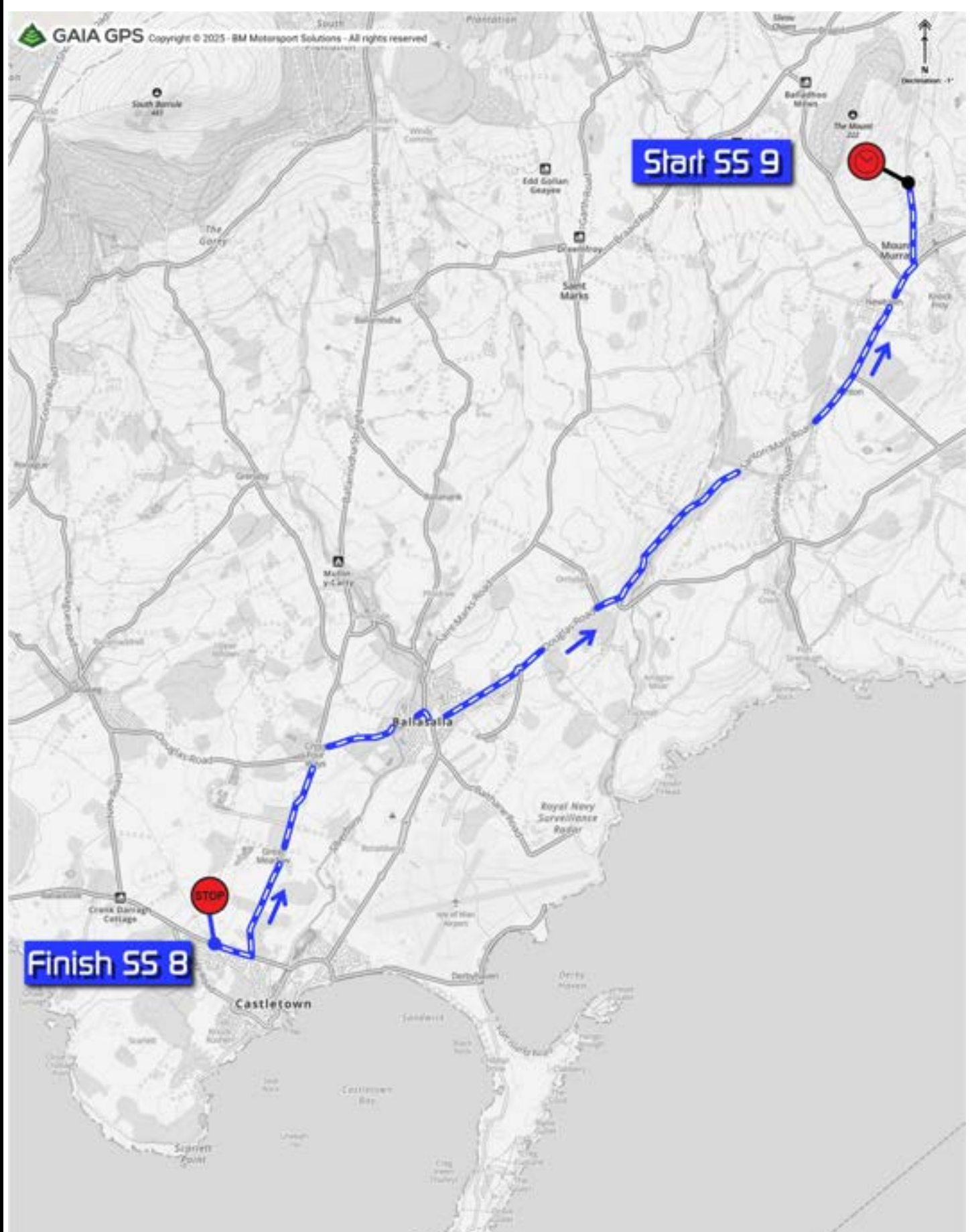
100

TOTAL MILES	INTERVAL MILES	DIRECTION	INFORMATION	MILES TO TIME CONTROL
03.70	00.20			0.00
		13	Stop Control	

SS8 F - SS8 Balladoole 2
ATC 9 - SS9 Ellerslie

MILES	7.02
TARGET	17:00
AVERAGE	24.7 mph



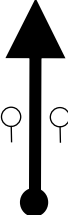

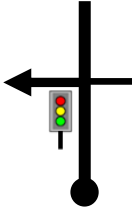
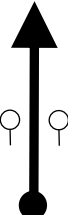

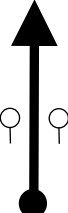

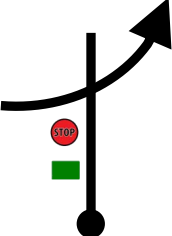
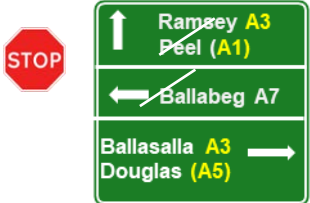
PAGE
101



SS8 F - SS8 Balladoole 2
ATC 9 - SS9 Ellerslie

MILES 7.02
 TARGET 17:00
 AVERAGE 24.7 mph

PAGE
102

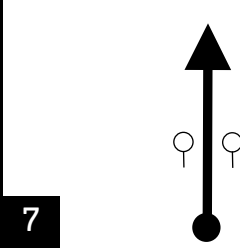

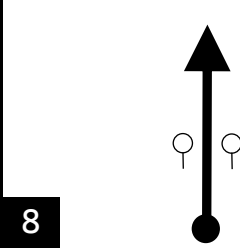

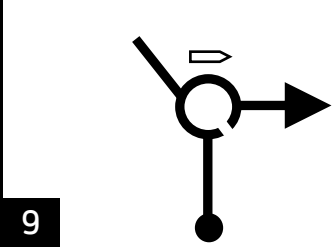
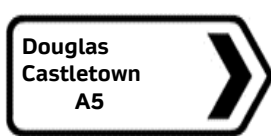
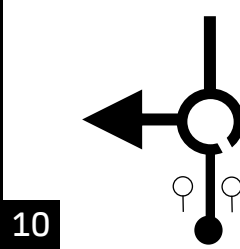

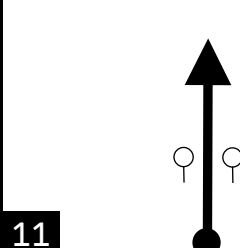

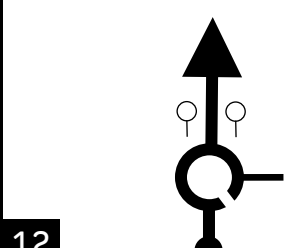

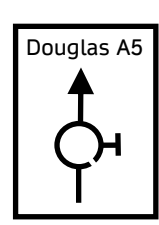
TOTAL MILES	INTERVAL MILES	DIRECTION	INFORMATION	MILES TO TIME CONTROL
00.00	00.00			7.02
		1	Stop Control	
00.12	00.12			6.90
00.21	00.09			06.81
		3		
00.44	00.23			6.58
		4		
01.39	00.95			5.63
		5		
01.43	00.04			5.58
		6		

 0.35

SS8 F - SS8 Balladoole 2
ATC 9 - SS9 Ellerslie

MILES 7.02
 TARGET 17:00
 AVERAGE 24.7 mph

PAGE
103

TOTAL MILES	INTERVAL MILES	DIRECTION	INFORMATION	MILES TO TIME CONTROL
01.79	00.35		 (Ballasalla)	5.23
01.99	00.20			5.03
02.13	00.14			4.89
02.23	00.10			4.79
02.58	00.35			4.44
02.79	00.21		 	4.23

 0.74

SS8 F - SS8 Balladoole 2
ATC 9 - SS9 Ellerslie

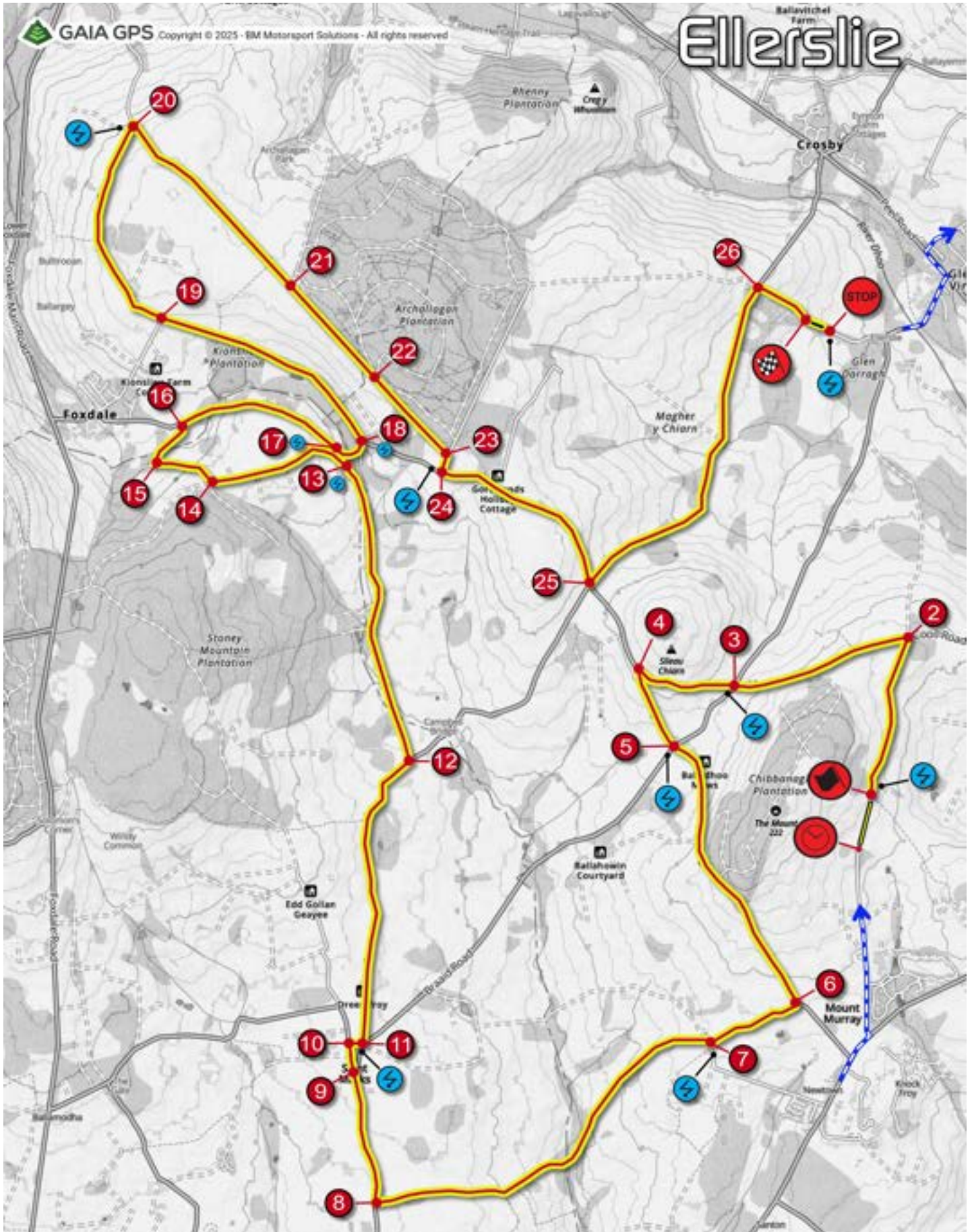
MILES 7.02
 TARGET 17:00
 AVERAGE 24.7 mph

PAGE
104

TOTAL MILES	INTERVAL MILES	DIRECTION	INFORMATION	MILES TO TIME CONTROL
03.53	00.74			3.49
04.19	00.66			2.83
06.12	01.93			0.90
06.59	00.47			0.43
07.02	0.43			0.00
	00.09			

SS9 Ellerslie Map

Miles	15.87
Target	27:00
Bogey	11:55



SS9 Ellerslie Photos

Miles	15.87
Target	27:00
Bogey	11:55

Arrival Control



w3w: inflatable.issuer.wrenches

Start Control



w3w: cork.player.initially

Flying Finish



w3w: highway.sights.mistreat

Stop Control





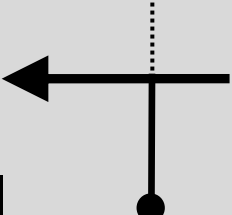
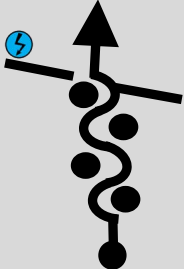




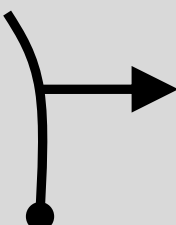
w3w: chattered.happen.dressy

SS9 Ellerslie

Miles 15.87
 Target 27:00
 Bogey 11:55

PAGE

107

TOTAL MILES	INTERVAL MILES	DIRECTION	INFORMATION	MILES TO TIME CONTROL
00.00	00.00	 <p>1 15.87</p>	 <p>Start Control</p>	16.07
00.56	00.56	 <p>2 15.31</p>		15.51
01.23	00.67	 <p>3 14.64</p>	 <p>Chicane (L) Entry</p>	14.84
01.66	00.43	 <p>4 14.21</p>		14.41
01.99	00.33	 <p>5 13.88</p>		14.08
03.13	01.14	 <p>6 12.74</p>		12.94

 0.38

SS9 Ellerslie

Miles 15.87
Target 27:00
Bogey 11:55

PAGE

108



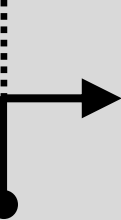
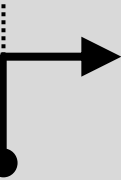
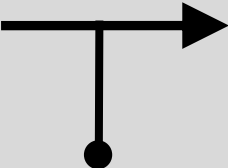


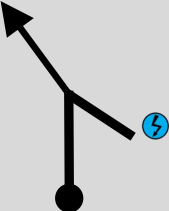

 1.16

SS9 Ellerslie

Miles 15.87
 Target 27:00
 Bogey 11:55

PAGE

109

TOTAL MILES	INTERVAL MILES	DIRECTION	INFORMATION	MILES TO TIME CONTROL
08.05	01.16	 <p>13 7.82</p>	 <p>Bale</p>	8.02
08.62	00.57	 <p>14 7.25</p>	Bale	7.45
08.86	00.24	 <p>15 7.19</p>		7.21
09.07	00.21	 <p>16 6.80</p>		7.00
09.76	00.69	 <p>17 6.11</p>	 <p>Chicane (L) Entry</p>	6.31
09.88	00.12	 <p>18 5.99</p>		6.19


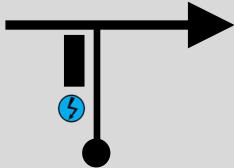


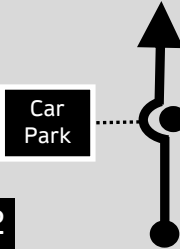
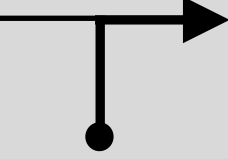
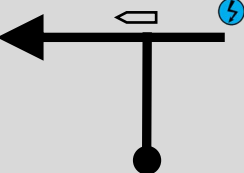


 0.91

SS9 Ellerslie

Miles 15.87
Target 27:00
Bogey 11:55

PAGE

110

TOTAL MILES	INTERVAL MILES	DIRECTION	INFORMATION	MILES TO TIME CONTROL
10.79	00.91	 <p>19 5.08</p>		5.28
11.67	00.88	 <p>20 4.20</p>		4.40
12.51	00.84	 <p>21 3.36</p>	Bale	3.56
13.02	00.51	 <p>22 2.85</p>	Bale	3.05
13.43	00.41	 <p>23 2.44</p>		2.64
13.49	00.06	 <p>24 2.38</p>	 	2.58

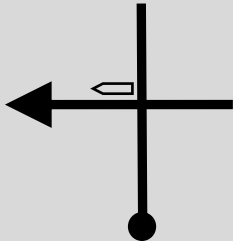
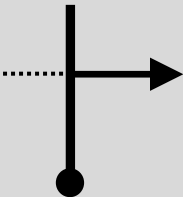


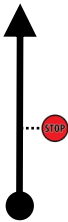



 0.78

SS9 Ellerslie

Miles 15.87
Target 27:00
Bogey 11:55

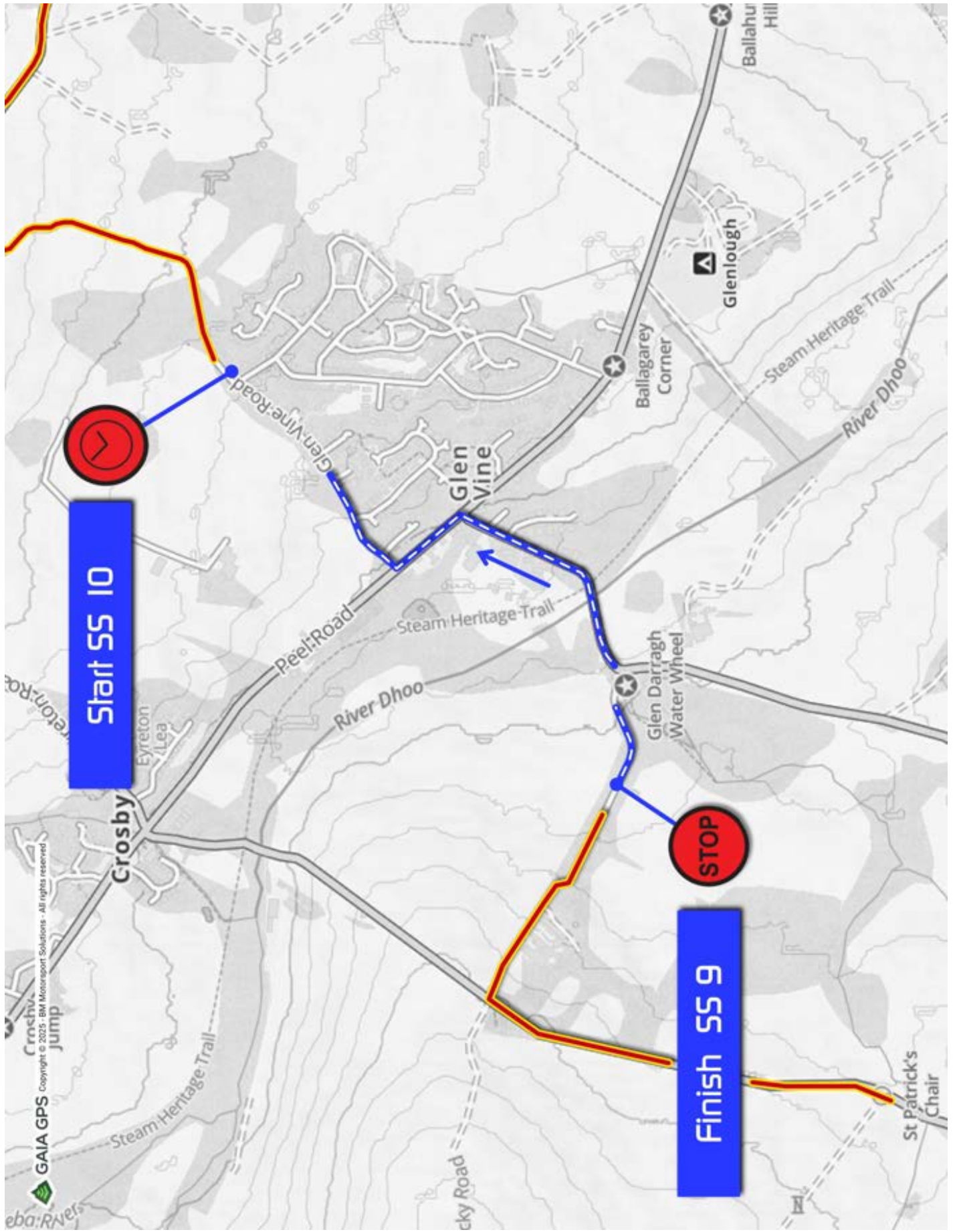
PAGE

111

TOTAL MILES	INTERVAL MILES	DIRECTION	INFORMATION	MILES TO TIME CONTROL
14.27	00.78	 <p>25 1.60</p>		1.80
15.66	01.39	 <p>26 0.21</p>		0.41
15.87	00.21	 <p>27 0.00</p>		0.20
16.07	00.20	 <p>28</p>	  	0.00
			Flying Finish	
			Stop Control	

SS9 F - SS9 Ellerslie
ATC 10 - SS10 Abbeylands

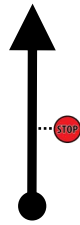


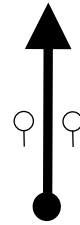

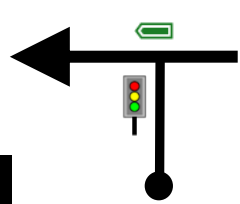

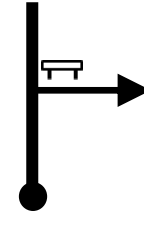
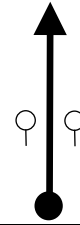

MILES	0.98
TARGET	10:00
AVERAGE	5.88 mph



SS9 F - SS9 Ellerslie
ATC 10 - SS10 Abbeylands

MILES 0.98
 TARGET 10:00
 AVERAGE 5.88 mph

PAGE
113

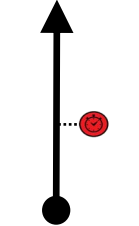

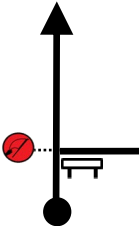

TOTAL MILES	INTERVAL MILES	DIRECTION	INFORMATION	MILES TO TIME CONTROL
00.00	00.00	 <p>1</p>	 Stop Control	0.93
00.14	00.14	 <p>2</p>		0.79
00.22	00.08	 <p>3</p>	 (Glen Vine)	0.71
00.48	00.26	 <p>4</p>		0.45
00.62	00.14	 <p>5</p>	GLENVINE ROAD	0.31
00.64	00.02	 <p>6</p>		0.29

 0.31

SS9 F - SS9 Ellerslie
ATC 10 - SS10 Abbeylands

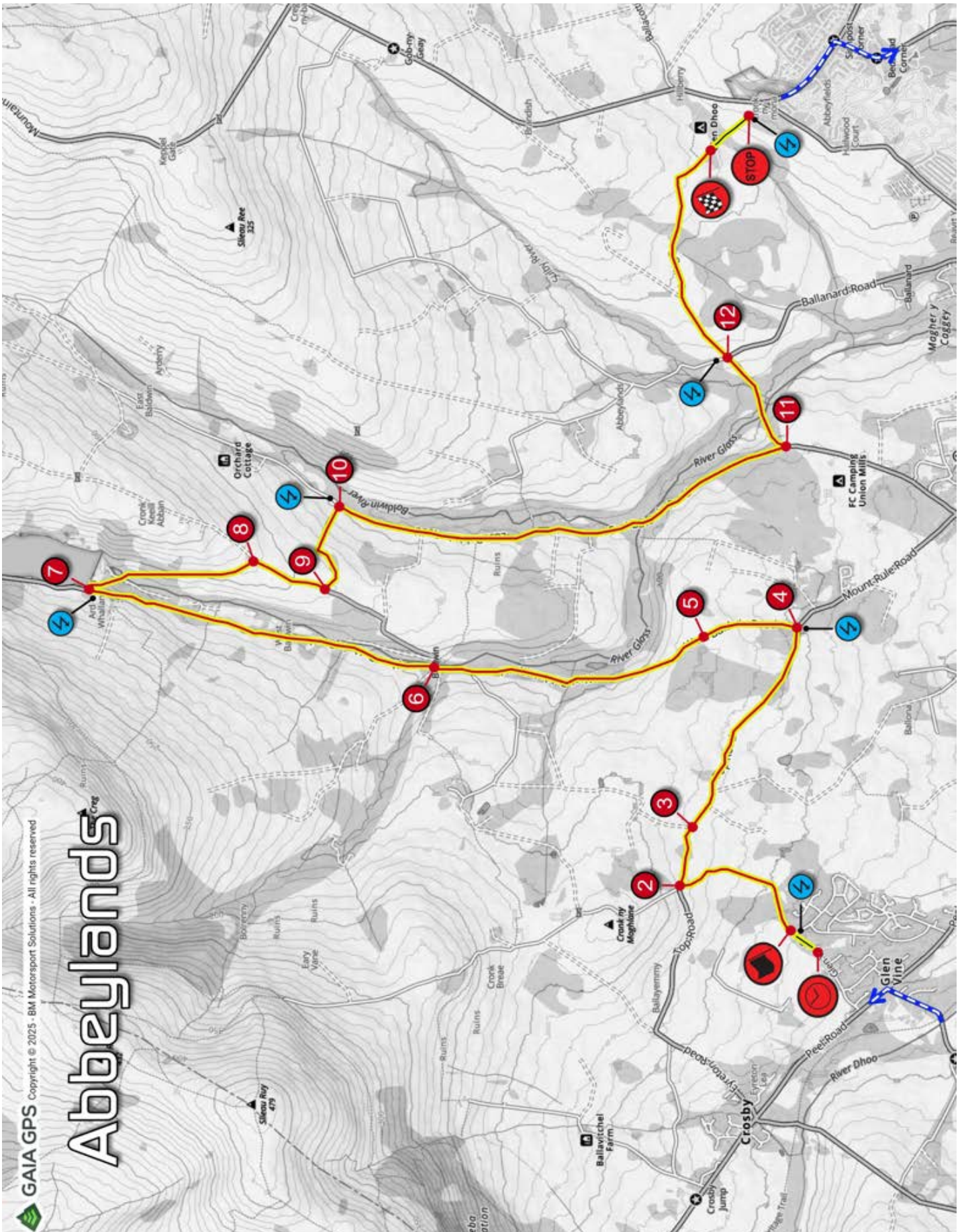
MILES 0.98
 TARGET 10:00
 AVERAGE 5.88 mph

PAGE
114

TOTAL MILES	INTERVAL MILES	DIRECTION	INFORMATION	MILES TO TIME CONTROL
00.98	00.34	 7	 Arrival Control	00.00
	00.05	 8	 GLENVINE ROAD Start Control	

SS10 Abbeylands Map

Miles	8.40
Target	16:00
Bogey	06:19



GAIA GPS Copyright © 2025 · BM Motorsport Solutions · All rights reserved
Abbeylands^{Creag}

SS10 Abbeylands Photos

Miles	8.40
Target	16:00
Bogey	06:19

Arrival Control



w3w: inflatable.issuer.wrenches

Start Control



w3w: cork.player.initially

Flying Finish



w3w: furlong.vesting.factor

Stop Control



w3w: dwarves.zigzags.kennel

SS10 Abbeylands

Miles 8.40
 Target 16:00
 Bogey 06:19

PAGE

117

TOTAL MILES	INTERVAL MILES	DIRECTION	INFORMATION	MILES TO TIME CONTROL
00.00	00.00	<p>1 8.40</p>	<p>Start Control</p>	8.57
00.54	00.54	<p>2 7.86</p>	Bale	8.03
00.77	00.23	<p>3 7.63</p>	Bale	7.80
01.60	00.83	<p>4 6.80</p>	<p>West Baldwin Road B22</p>	6.97
01.76	00.16	<p>5 6.64</p>	Chicane (L) Entry	6.81
02.94	01.18	<p>6 5.46</p>		5.63

1.26

SS10 Abbeylands

Miles 8.40
 Target 16:00
 Bogey 06:19

PAGE

118

TOTAL MILES	INTERVAL MILES	DIRECTION	INFORMATION	MILES TO TIME CONTROL
04.20	01.26	<p>7 4.20</p>	<p>Bale</p>	4.37
04.79	00.59	<p>8 3.61</p>		3.78
05.07	00.28	<p>9 3.33</p>	<p>Bale</p>	3.50
05.43	00.36	<p>10 2.97</p>		3.14
07.09	01.66	<p>11 1.31</p>		1.48
07.48	00.39	<p>12 0.92</p>		1.09

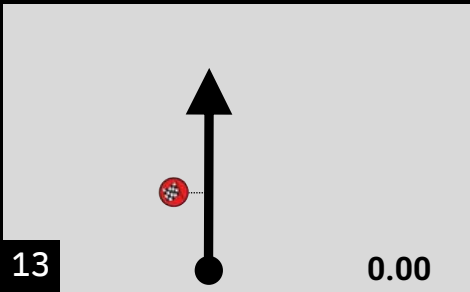

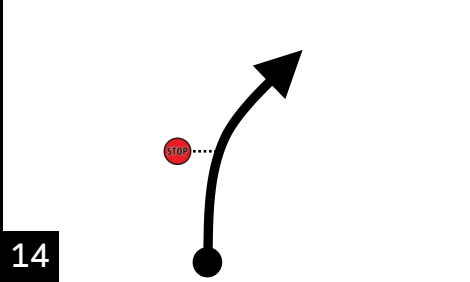

0.92

SS10 Abbeylands

Miles 8.40
Target 16:00
Bogey 06:19

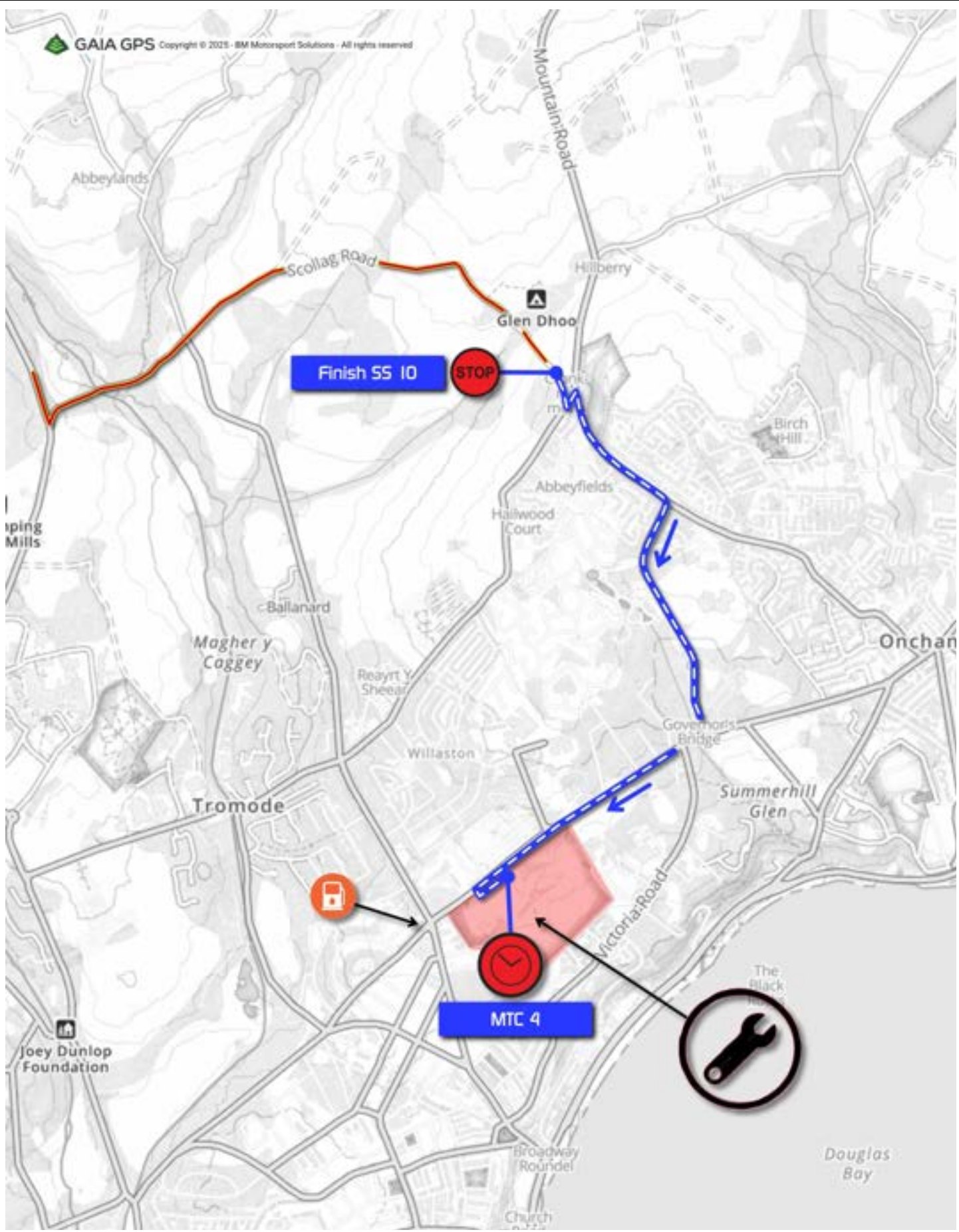
PAGE

119

TOTAL MILES	INTERVAL MILES	DIRECTION	INFORMATION	MILES TO TIME CONTROL
08.40	00.92		 Flying Finish	0.17
08.57	00.17		 Stop Control	0.00

SS10F - SS10 Abbeylands
MTC4 - Grandstand



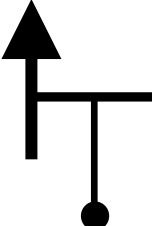
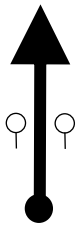

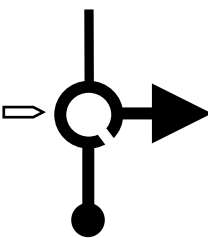

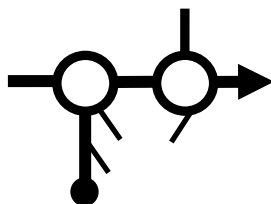


MILES	1.66
TARGET	8:00
AVERAGE	12.4 mph



SS10F - SS10 Abbeylands
MTC4 - Grandstand

MILES 1.66
 TARGET 8:00
 AVERAGE 12.4 mph

PAGE
121




TOTAL MILES	INTERVAL MILES	DIRECTION	INFORMATION	MILES TO TIME CONTROL
00.00	00.00	 <p>1</p>	 Stop Control	1.66
00.06	00.06	 <p>2</p>		1.60
00.31	00.25	 <p>3</p>		1.35
00.40	00.09	 <p>4</p>		1.26
00.99	00.59	 <p>5</p>	Keep in Right Lane	0.67
01.40	00.41	 <p>6</p>		0.26

 0.16

SS10F - SS10 Abbeylands
MTC4 - Grandstand

MILES 1.66
 TARGET 8:00
 AVERAGE 12.4 mph

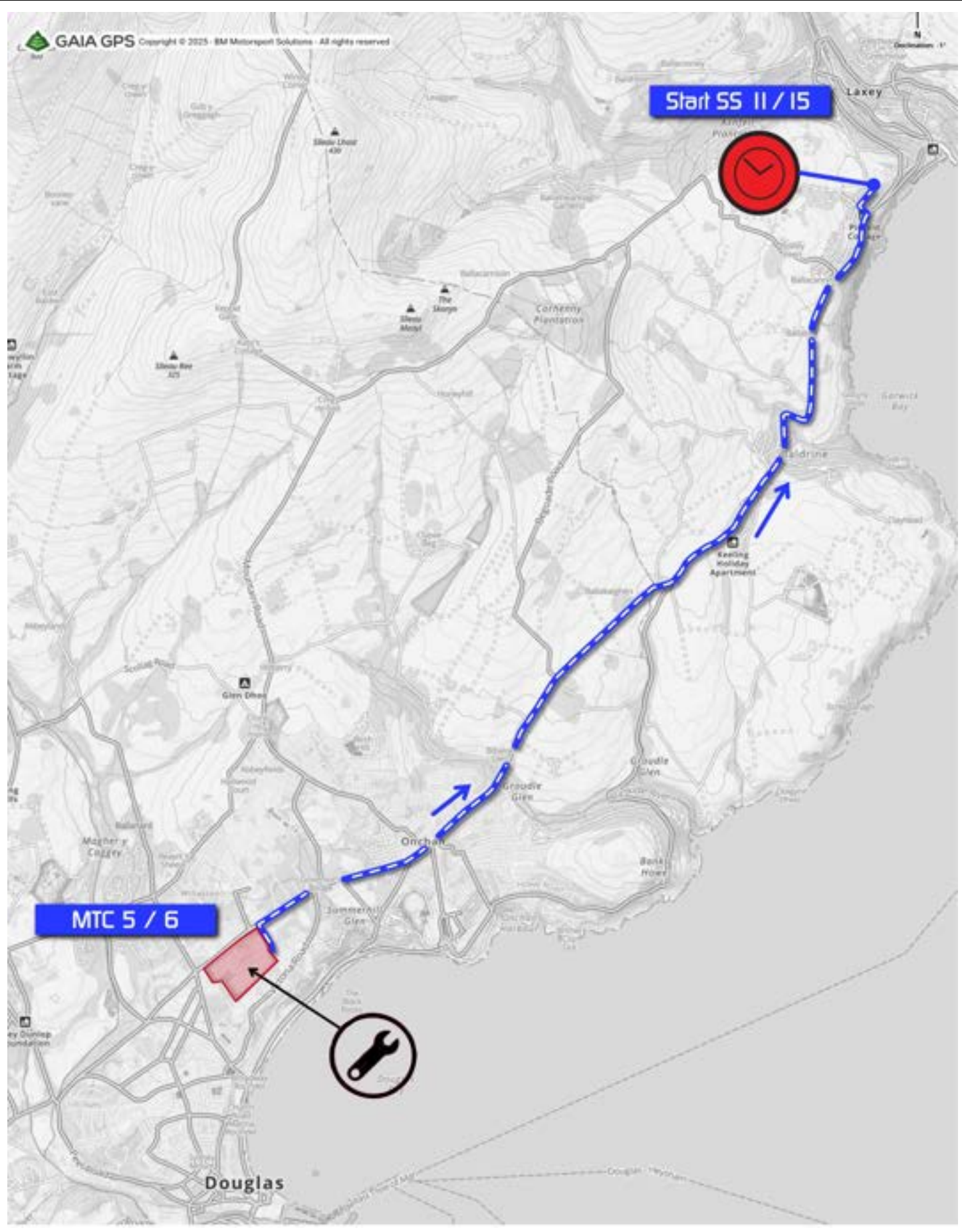
PAGE
122

TOTAL MILES	INTERVAL MILES	DIRECTION	INFORMATION	MILES TO TIME CONTROL
01.56	00.16	7 	Enter Pit Lane	0.10
01.66	00.10	8 	 MTC4	0.00

Leg Three

MTC5/MTC6 - Grandstand
ATC11/15-SS11/15 Axnfell

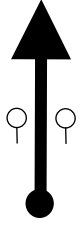

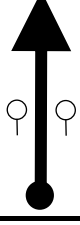

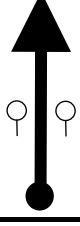

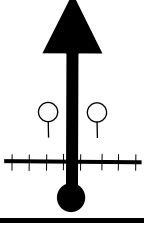

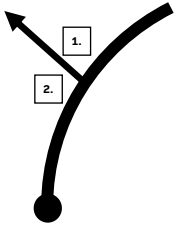

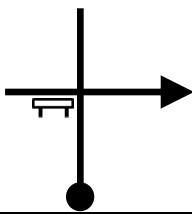

MILES	5.45
TARGET	24:00
AVERAGE	23.3 mph



MTC5/MTC6 - Grandstand
ATC11/15-SS11/15 Axnfell

MILES 5.45
 TARGET 24:00
 AVERAGE 23.3 mph

PAGE
126

TOTAL MILES	INTERVAL MILES	DIRECTION	INFORMATION	MILES TO TIME CONTROL
01.92	00.31	 7		3.62
03.60	01.68	 8	 (Baldrine)	1.94
04.27	00.67	 9		1.27
04.66	00.39	 10	 Care—Trams running	0.88
05.31	00.65	 11	1.  2. BALLACOLLISTER ROAD	0.23
05.38	00.07	 12	Creg-ny-Baa 	0.16

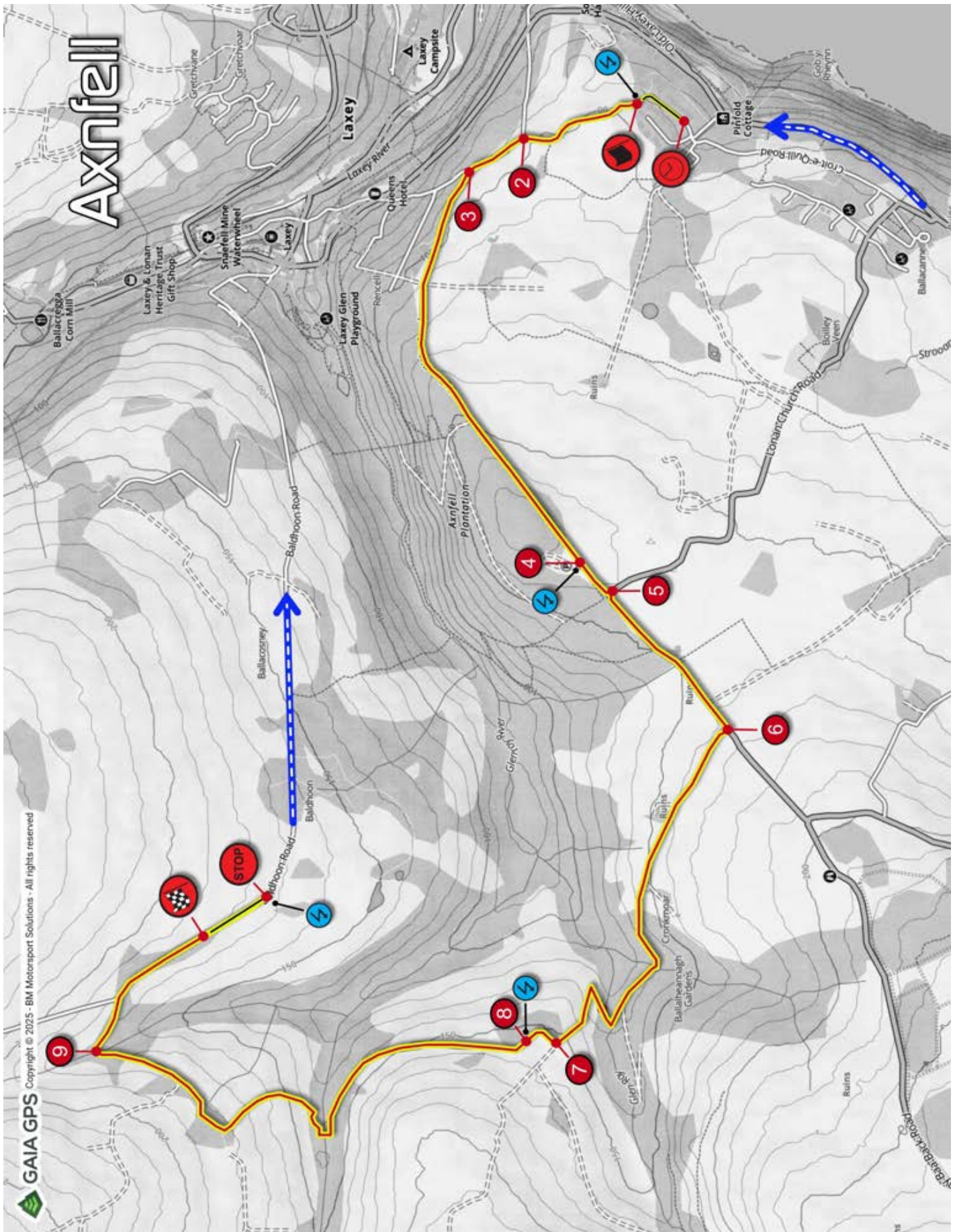
 0.07

<h1 style="margin: 0;">MTC5/MTC6 - Grandstand</h1> <h2 style="margin: 0;">ATC11/15-SS11/15 Axnfell 1/2</h2>	MILES	5.45	PAGE
	TARGET	24:00	127
	AVERAGE	23.3 mph	

TOTAL MILES	INTERVAL MILES	DIRECTION	INFORMATION	MILES TO TIME CONTROL
05.45	00.07			00.00
		13	Arrival Control	
	00.09			
		14	Start Control	

SS11/15 Axnfell Map

Miles	3.46
Target	08:00
Bogey	02:36



GAIA GPS Copyright © 2025 - BM Motorsport Solutions - All rights reserved

SS11/15 Axnfell Photos

Miles	3.46
Target	08:00
Bogey	02:36

Arrival Control



w3w: freezing.porch.foster

Start Control



w3w: restore.stick.mooring

Flying Finish



w3w: educated.qualify.civilians

Stop Control








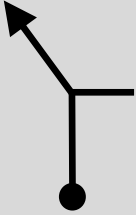

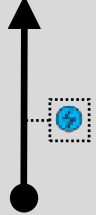

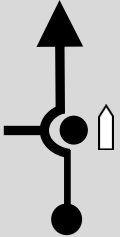

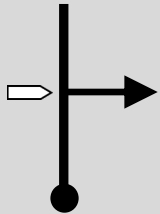

w3w: undergone.writing.shouts

SS11/15 Axnfell 1/2

Miles 3.46
Target 08:00
Bogey 02:36

PAGE

130

TOTAL MILES	INTERVAL MILES	DIRECTION	INFORMATION	MILES TO TIME CONTROL
00.00	00.00	<div style="display: flex; align-items: center; justify-content: center;"> <div style="background-color: black; color: white; padding: 2px 5px; margin-right: 5px;">1</div>  <div style="margin-left: 20px;">3.46</div> </div>	<div style="display: flex; justify-content: space-around; align-items: center;">     </div> <div style="background-color: black; color: white; text-align: center; padding: 2px 5px; margin-top: 5px;">Start Control</div>	3.63
00.19	00.19	<div style="display: flex; align-items: center; justify-content: center;"> <div style="background-color: black; color: white; padding: 2px 5px; margin-right: 5px;">2</div>  <div style="margin-left: 20px;">3.27</div> </div>		3.44
00.29	00.10	<div style="display: flex; align-items: center; justify-content: center;"> <div style="background-color: black; color: white; padding: 2px 5px; margin-right: 5px;">3</div>  <div style="margin-left: 20px;">3.17</div> </div>		3.34
01.07	00.78	<div style="display: flex; align-items: center; justify-content: center;"> <div style="background-color: black; color: white; padding: 2px 5px; margin-right: 5px;">4</div>  <div style="margin-left: 20px;">2.39</div> </div>		2.56
01.14	00.07	<div style="display: flex; align-items: center; justify-content: center;"> <div style="background-color: black; color: white; padding: 2px 5px; margin-right: 5px;">5</div>  <div style="margin-left: 20px;">2.32</div> </div>	<div style="border: 1px solid black; padding: 2px 5px; display: inline-block; margin-bottom: 10px;">Glen Roy </div> <p>Bale</p>	2.49
01.45	00.31	<div style="display: flex; align-items: center; justify-content: center;"> <div style="background-color: black; color: white; padding: 2px 5px; margin-right: 5px;">6</div>  <div style="margin-left: 20px;">2.01</div> </div>	<div style="border: 1px solid black; padding: 2px 5px; display: inline-block; margin-bottom: 10px;">Glen Roy </div>	2.18

 0.78

SS11/15 Axnfell 1/2

Miles 3.46
Target 08:00
Bogey 02:36

PAGE

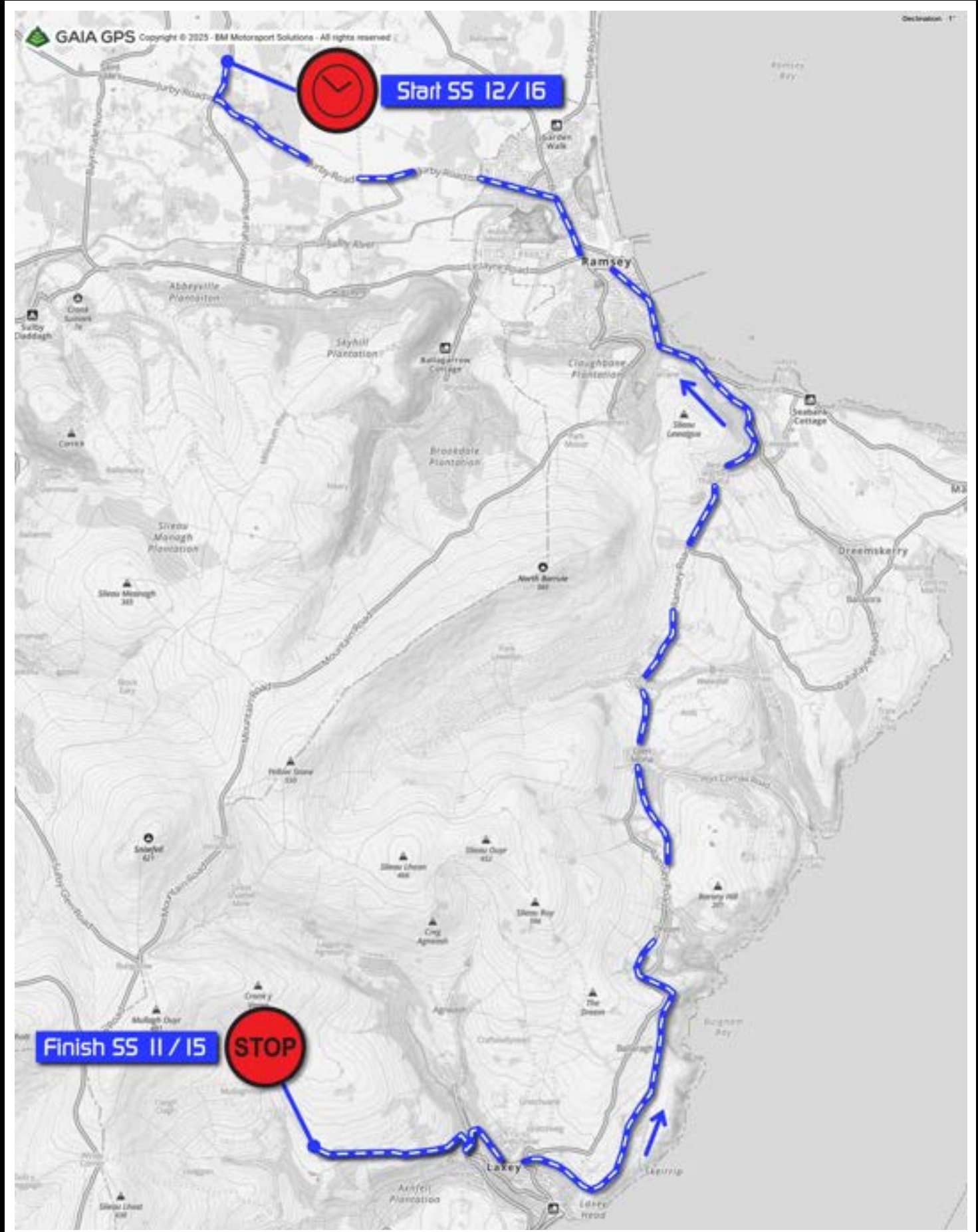
131

TOTAL MILES	INTERVAL MILES	DIRECTION	INFORMATION	MILES TO TIME CONTROL
02.23	00.78	<p>7 1.23</p>		1.40
02.28	00.05	<p>8 1.18</p>		1.35
03.22	00.94	<p>9 0.24</p>		0.41
03.46	00.24	<p>10 0.00</p>		0.17
			Flying Finish	
03.63	00.17	<p>11</p>		0.00
			Stop Control	

SS11F - SS11/15 Axnfell 1/2
ATC12/16 - SS12/16 Dog Mills 1/2

MILES	13.65
TARGET	35:00
AVERAGE	23.4 mph

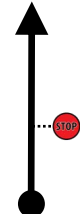



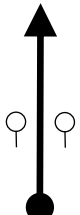

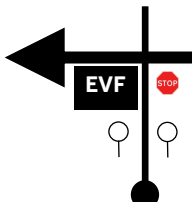



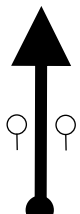

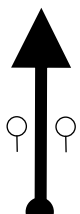

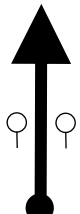

PAGE
132



SS11/15F - SS11/15 Axnfell 1/2
ATC12/16 - SS12/16 Dog Mills 1/2

MILES 13.65
 TARGET 35:00
 AVERAGE 23.4 mph

PAGE
133

TOTAL MILES	INTERVAL MILES	DIRECTION	INFORMATION	MILES TO TIME CONTROL
00.00	00.00	1 	   Stop Control	13.65
00.76	00.76	2 		12.89
01.22	00.46	3 	  	12.43
01.44	00.22	4 		12.21
02.07	00.63	5 		11.58
05.42	03.35	6 		8.23

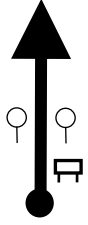





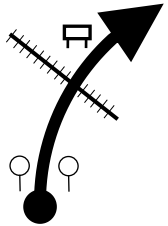


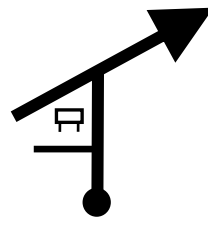
 0.43

Proflex Manx National Rally 2025

SS11/15F - SS11/15 Axnfell 1/2
ATC12/16 - SS12/16 Dog Mills 1/2

MILES 13.65
 TARGET 35:00
 AVERAGE 23.4 mph

PAGE
134

TOTAL MILES	INTERVAL MILES	DIRECTION	INFORMATION	MILES TO TIME CONTROL
05.85	00.43		 (Glen Mona)	7.80
06.69	00.84			6.96
07.03	00.34			6.62
09.48	02.45		 <div style="border: 1px solid black; padding: 5px; width: fit-content; margin: 5px auto;"> WELCOME TO THE TOWN OF RAMSEY </div>	4.17
09.82	00.34			3.83
10.33	00.51		<div style="border: 1px solid black; padding: 5px; width: fit-content;"> Town Centre Andreas (A9) → Kirk Michael (A3) → Peel (A4) → </div> <div style="border: 1px solid black; padding: 5px; width: fit-content; margin-top: 5px;"> ← Douglas via Snaefell A18 & South </div>	3.32

 0.09

Rally Control Telephone No: +44 (0) 1624 644633

SS11/15F - SS11/15 Axnfell 1/2
 ATC12/16 - SS12/16 Dog Mills 1/2

MILES 13.65
 TARGET 35:00
 AVERAGE 23.4 mph

PAGE
135



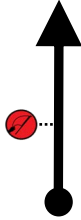

TOTAL MILES	INTERVAL MILES	DIRECTION	INFORMATION	MILES TO TIME CONTROL
10.42	00.09	<p>13</p>	<p>Keep in (L) Lane</p>	3.23
10.51	00.09	<p>14</p>		3.14
10.86	00.35	<p>15</p>	<p>1. JURBY A4</p> <p>2. JURBY ROAD</p>	2.79
11.40	00.54	<p>16</p>		2.25
11.74	00.34	<p>17</p>		1.91
13.44	01.70	<p>18</p>	<p>B14 Andreas 2 1/4</p> <p>Care</p>	0.21

0.21

SS11/15F - SS11/15 Axnfell 1/2
 ATC12/16 - SS12/16 Dog Mills 1/2

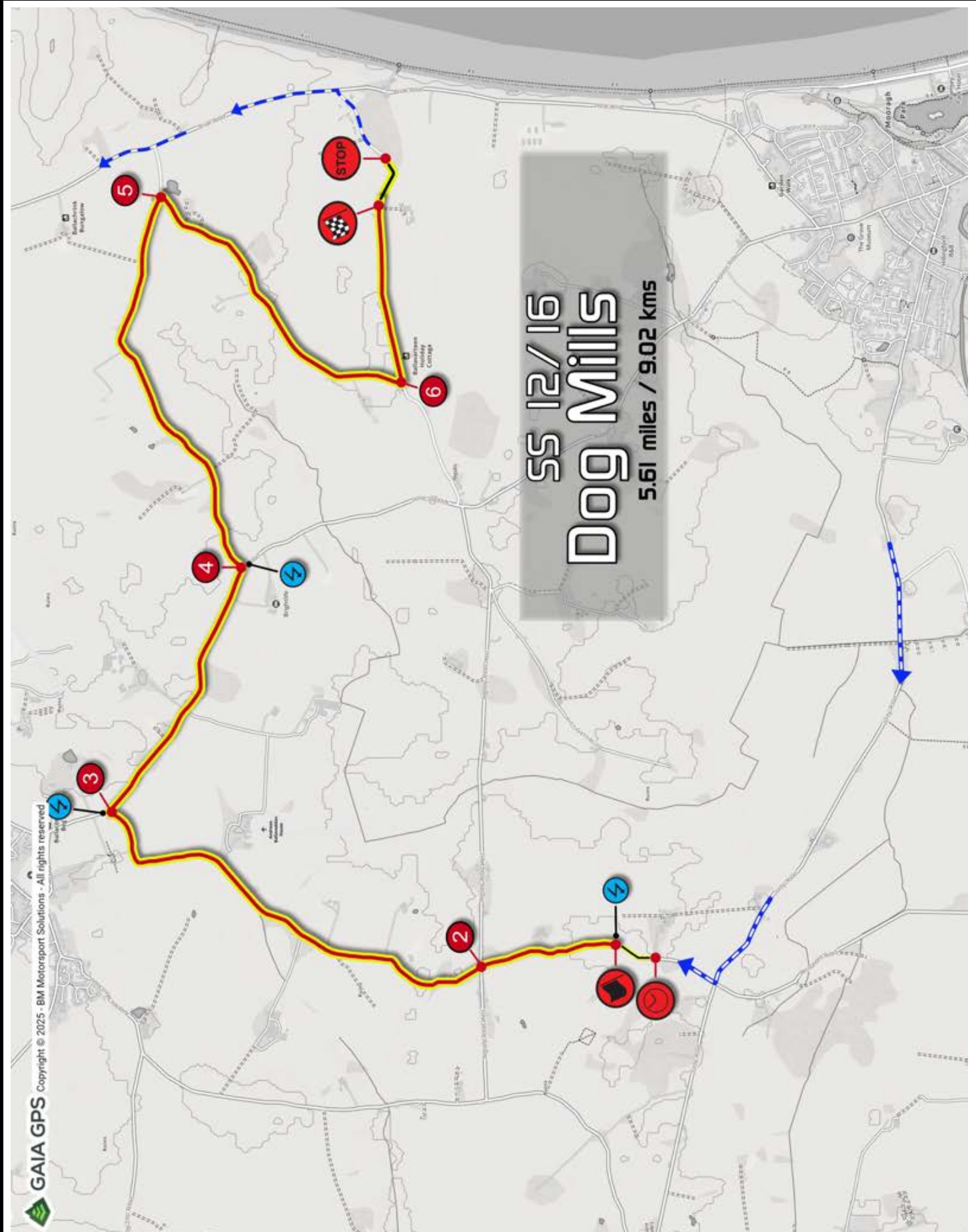
MILES 13.65
 TARGET 35:00
 AVERAGE 23.4 mph

PAGE
136

TOTAL MILES	INTERVAL MILES	DIRECTION	INFORMATION	MILES TO TIME CONTROL
13.65	00.21	 19	 Arrival Control	00.00
	00.08	 20	 Start Control	

SS12/16 Dog Mills 1/2 Map

Miles	5.44
Target	11:00
Bogey	04:05



SS12/16 Dog Mills 1/2 Photos

Miles	5.44
Target	11:00
Bogey	04:05

Arrival Control



w3w: riped.livid.peacekeeping

Start Control



w3w: avocados.copies.supposed

Flying Finish



w3w: pouts.treaded.luggage

Stop Control








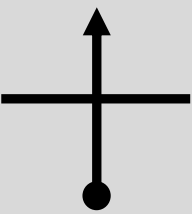
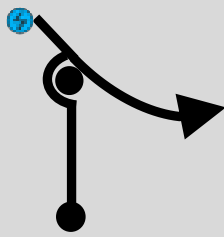

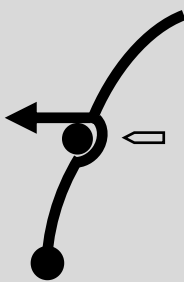

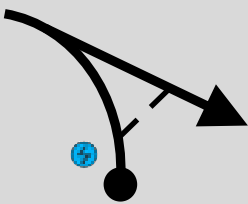

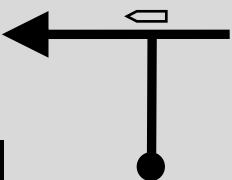
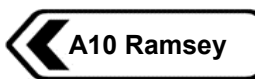
w3w: triplet.tricks.sheds

SS12/16 Dog Mills 1/2

Miles 5.44
Target 11:00
Bogey 04:05

PAGE

139

TOTAL MILES	INTERVAL MILES	DIRECTION	INFORMATION	MILES TO TIME CONTROL
00.00	00.00	<div style="display: flex; justify-content: space-between; align-items: center;"> 1  5.44 </div>	<div style="display: flex; justify-content: space-around; align-items: center;">     </div> <p style="text-align: center; background-color: black; color: white; padding: 2px;">Start Control</p>	5.59
00.43	00.43	<div style="display: flex; justify-content: space-between; align-items: center;"> 2  5.01 </div>		5.16
01.80	01.37	<div style="display: flex; justify-content: space-between; align-items: center;"> 3  3.64 </div>	<div style="display: flex; justify-content: space-around; align-items: center;">  </div> <p style="text-align: center;">Bale</p>	3.79
02.65	00.85	<div style="display: flex; justify-content: space-between; align-items: center;"> 4  2.79 </div>	<div style="display: flex; justify-content: center; align-items: center;">  </div> <p style="text-align: center;">Bale</p>	2.94
03.91	01.26	<div style="display: flex; justify-content: space-between; align-items: center;"> 5  1.53 </div>	<div style="display: flex; justify-content: space-around; align-items: center;">  </div>	1.68
04.91	01.00	<div style="display: flex; justify-content: space-between; align-items: center;"> 6  0.53 </div>	<div style="display: flex; justify-content: center; align-items: center;">  </div>	0.68

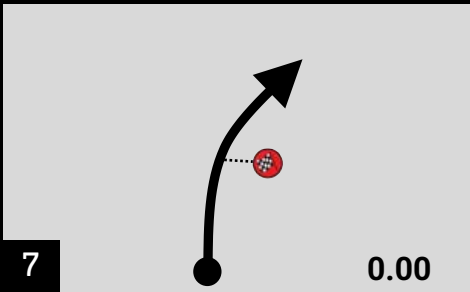

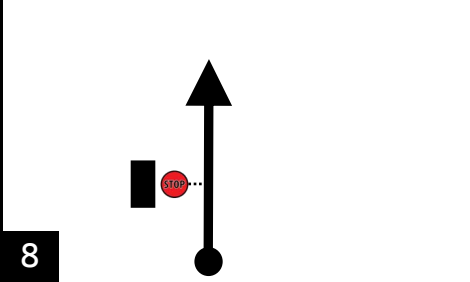



 0.53

SS12/16 Dog Mills 1/2

Miles 5.44
Target 11:00
Bogey 04:05

PAGE





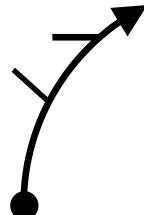
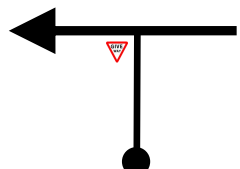

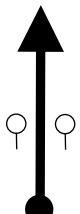

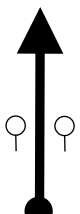

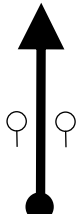

140

TOTAL MILES	INTERVAL MILES	DIRECTION	INFORMATION	MILES TO TIME CONTROL
05.44	00.53	<div style="display: flex; align-items: center; justify-content: center;"> <div style="background-color: black; color: white; padding: 2px 5px; margin-right: 5px;">7</div>  <div style="margin-left: 20px;">0.00</div> </div>	<div style="display: flex; align-items: center; justify-content: center;">  </div> <div style="background-color: black; color: white; padding: 2px 5px; text-align: center; margin-top: 5px;">Flying Finish</div>	0.15
05.59	00.15	<div style="display: flex; align-items: center; justify-content: center;"> <div style="background-color: black; color: white; padding: 2px 5px; margin-right: 5px;">8</div>  </div>	<div style="display: flex; align-items: center; justify-content: center; gap: 20px;">    </div> <div style="background-color: black; color: white; padding: 2px 5px; text-align: center; margin-top: 5px;">Stop Control</div>	0.00

SS12/16F - SS12/16 Dog Mills
ATC13/17 - SS13/17 Kerrowmooar

MILES 4.70
 TARGET 19:00
 AVERAGE 14.8 mph

PAGE
142

TOTAL MILES	INTERVAL MILES	DIRECTION	INFORMATION	MILES TO TIME CONTROL
00.00	00.00	1 	   Stop Control	4.70
00.10	00.10	2 		4.60
00.27	00.17	3 		4.43
00.34	00.07	4 		4.36
01.79	01.45	5 		2.91
02.14	00.35	6 		2.56

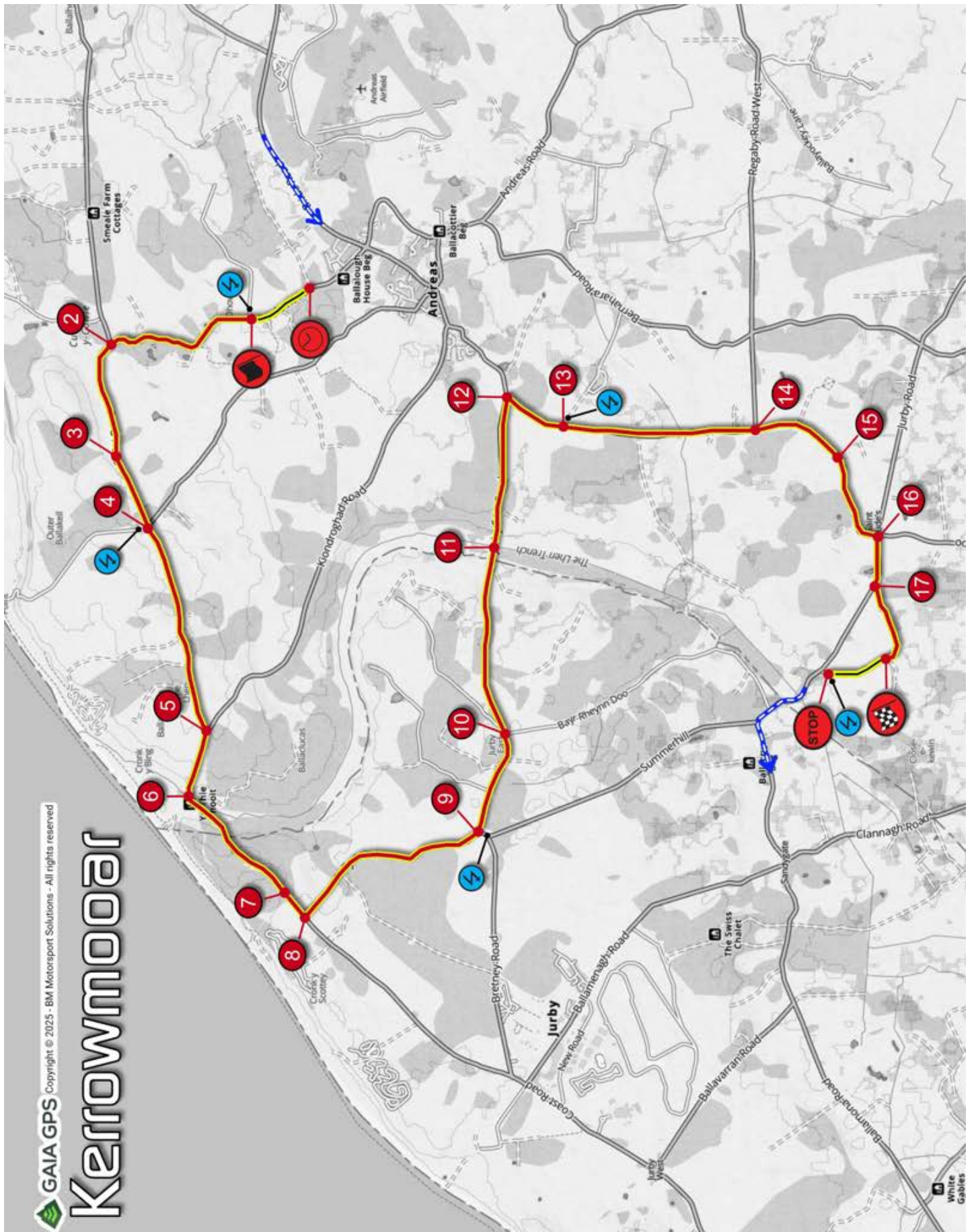
 0.06

SS12/16F - SS12/16 Dog Mills ATC13/17 - SS13/17 Kerrowmooar	MILES	4.70	PAGE
	TARGET	19:00	143
	AVERAGE	14.8 mph	

TOTAL MILES	INTERVAL MILES	DIRECTION	INFORMATION	MILES TO TIME CONTROL
02.20	00.06		<div style="border: 1px solid black; padding: 5px; width: fit-content; margin: 0 auto;"> A10 Jurby $7\frac{1}{2}$ ↑ (A16) Point of Ayre ↑ ← A17 Andreas $2\frac{3}{4}$ </div>	2.50
02.29	00.09			2.41
04.33	02.04			0.37
04.50	00.17		<div style="border: 1px solid black; padding: 5px; width: fit-content; margin: 0 auto;"> Sulby A17 Andreas Jurby (B13) Ramsey (A9) Smeale The Lhen (A10) </div>	0.20
04.70	00.20			0.00
			Arrival Control	
	00.10			
			Start Control	

SS13/17 Kerrowmoor 1/2 Map

Miles	8.84
Target	18:00
Bogey	06:38



GAIA GPS Copyright © 2025 - BM Motorsport Solutions - All rights reserved
Kerrowmoor

SS13/17 Kerrowmoor 1/2 Photos

Miles	8.84
Target	18:00
Bogey	06:38

Arrival Control



w3w: looting.ratio.outrages

Start Control



w3w: defender.motionless.profiles

Flying Finish



w3w: museum.retro.crate

Stop Control



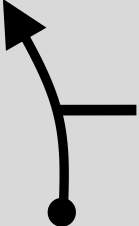

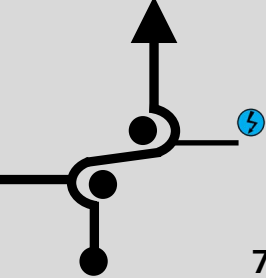

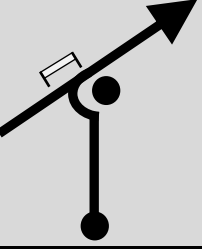
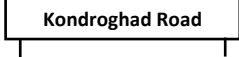
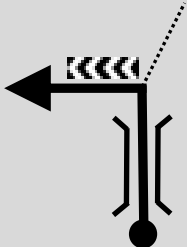



w3w: dinner.coppers.bigwig

Miles	8.84
Target	18:00
Bogey	06:38

PAGE
146

SS13/17 Kerrowmoor 1/2

TOTAL MILES	INTERVAL MILES	DIRECTION	INFORMATION	MILES TO TIME CONTROL
00.00	00.00	 <p>1 8.84</p>	 <p>Start Control</p>	9.00
00.96	00.96	 <p>2 7.88</p>		8.04
01.35	00.39	 <p>3 7.49</p>	Chicance Junction (L) Entry	7.65
01.78	00.43	 <p>4 7.06</p>	 <p>Chicance Junction (L) Entry</p>	7.22
02.69	00.91	 <p>5 6.15</p>	 <p>Bale</p>	6.31
02.97	00.28	 <p>6 5.87</p>		6.03

 0.60

SS13/17 Kerrowmoor 1/2

Miles 8.84
Target 18:00
Bogey 06:38

PAGE

147




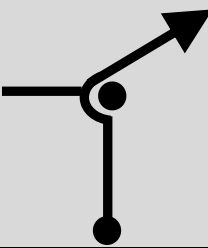
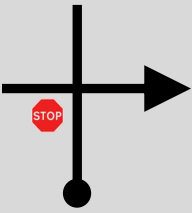

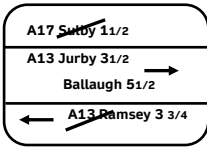



TOTAL MILES	INTERVAL MILES	DIRECTION	INFORMATION	MILES TO TIME CONTROL
03.57	00.60	<p>7 5.27</p>	Bale	5.43
03.68	00.11	<p>8 5.16</p>		5.32
04.55	00.87	<p>9 4.29</p>	 	4.45
04.98	00.43	<p>10 3.86</p>		4.02
05.72	00.74	<p>11 3.12</p>	Chicane (L) Entry	3.28
06.41	00.69	<p>12 2.43</p>		2.59

0.27

SS13/17 Kerrowmoor 1/2

Miles	8.84
Target	18:00
Bogey	06:38

PAGE	148
------	------------

TOTAL MILES	INTERVAL MILES	DIRECTION	INFORMATION	MILES TO TIME CONTROL
06.68	00.27	 <p>13 2.16</p>	 Chicane (L) Entry	2.32
07.48	00.80	 <p>14 1.36</p>	Bale	1.52
07.88	00.40	 <p>15 0.96</p>	Bale	1.12
08.29	00.41	 <p>16 0.55</p>	 	0.71
08.49	00.20	 <p>17 0.35</p>	Bale	0.51
08.84	00.35	 <p>18 0.00</p>	 Flying Finish	0.16



 0.16

SS13/17 Kerrowmoar 1/2

Miles 8.84
 Target 18:00
 Bogey 06:38

PAGE

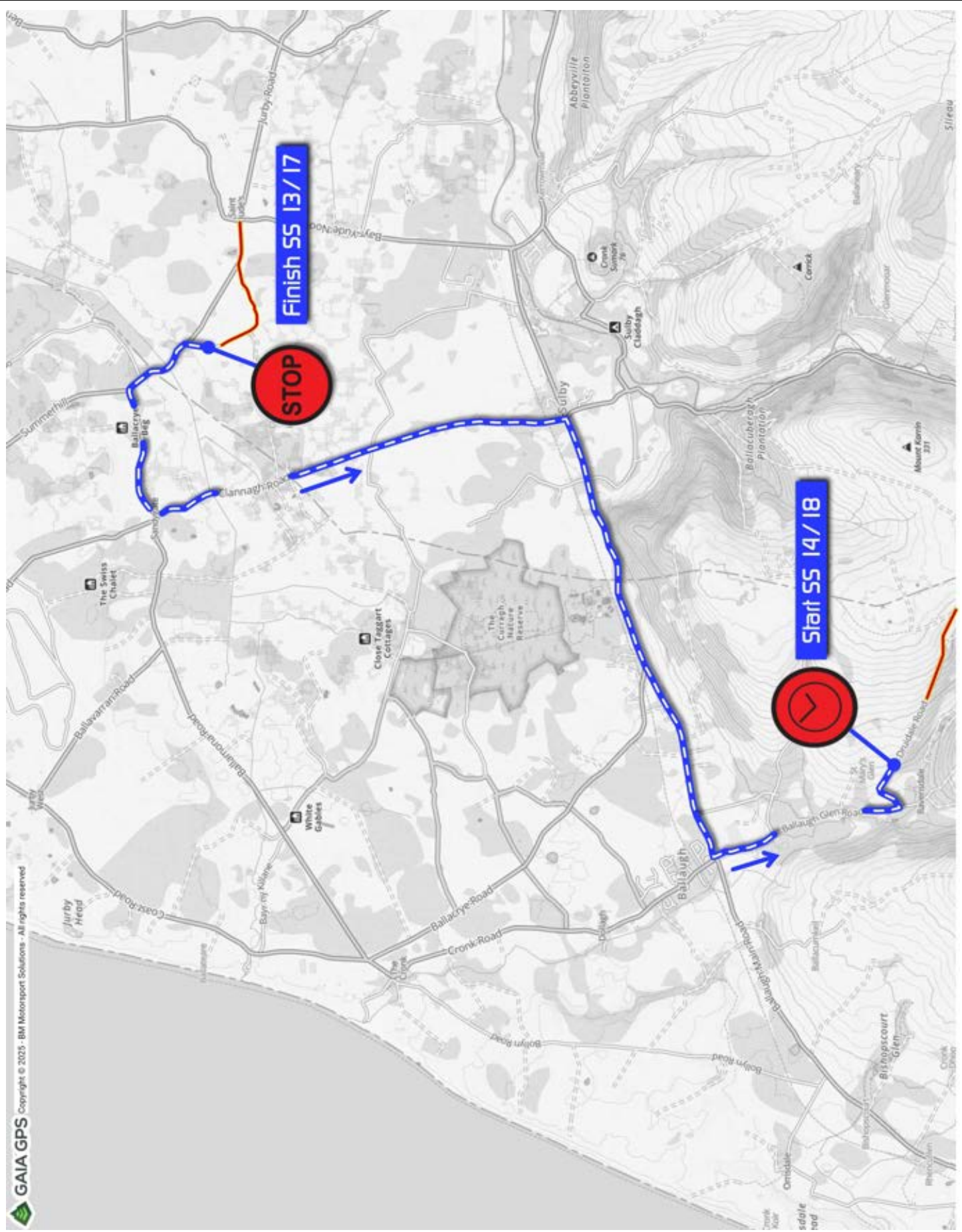
149

TOTAL MILES	INTERVAL MILES	DIRECTION	INFORMATION	MILES TO TIME CONTROL
09.00	00.16		 Stop Control	0.00

SS13/17 - Kerrowmoor
SS14/18 - Baldwins 1/2

MILES	6.11
TARGET	16:00
AVERAGE	22.9 mph

PAGE
150






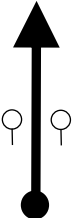

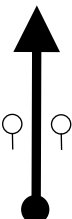

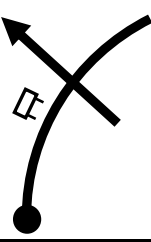
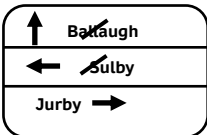
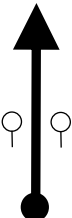



GAIA GPS Copyright © 2025 - BM Motorsport Solutions - All rights reserved

SS13/17 - Kerrowmoor
SS14/18 - Baldwins 1/2

MILES 6.11
 TARGET 16:00
 AVERAGE 22.9 mph

PAGE
151

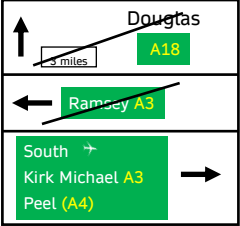
TOTAL MILES	INTERVAL MILES	DIRECTION	INFORMATION	MILES TO TIME CONTROL
00.00	00.00		  	6.11
		1	Stop Control	
00.09	00.09			6.02
		2		
00.79	00.70			5.32
		3		
00.97	00.18			5.14
		4		
01.05	00.13			5.06
		5	(Sandygate)	
01.20	00.15			4.91
		6		

 0.16

SS13/17 - Kerrowmoor
SS14/18 - Baldwins 1/2

MILES 6.11
 TARGET 16:00
 AVERAGE 22.9 mph

PAGE
152

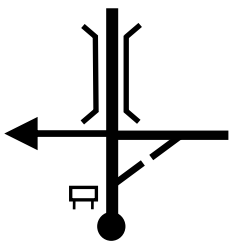
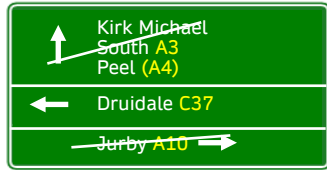
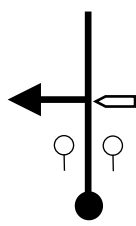

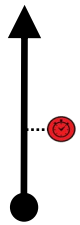

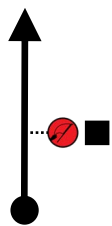

TOTAL MILES	INTERVAL MILES	DIRECTION	INFORMATION	MILES TO TIME CONTROL
01.36	00.16	7 ↑	⊘	4.75
02.23	00.87	8 ↑	40	3.88
02.48	00.25	9 ↑	30	3.63
02.97	00.49	10 ↘	40  (Sulby Glen Hotel)	3.14
03.05	00.08	11 ↑	⊘	3.06
04.85	01.85	12 ↑	30 (Ballaugh)	1.26

↻ 0.24

SS13/17 - Kerrowmooar
SS14/18 - Baldwins 1/2

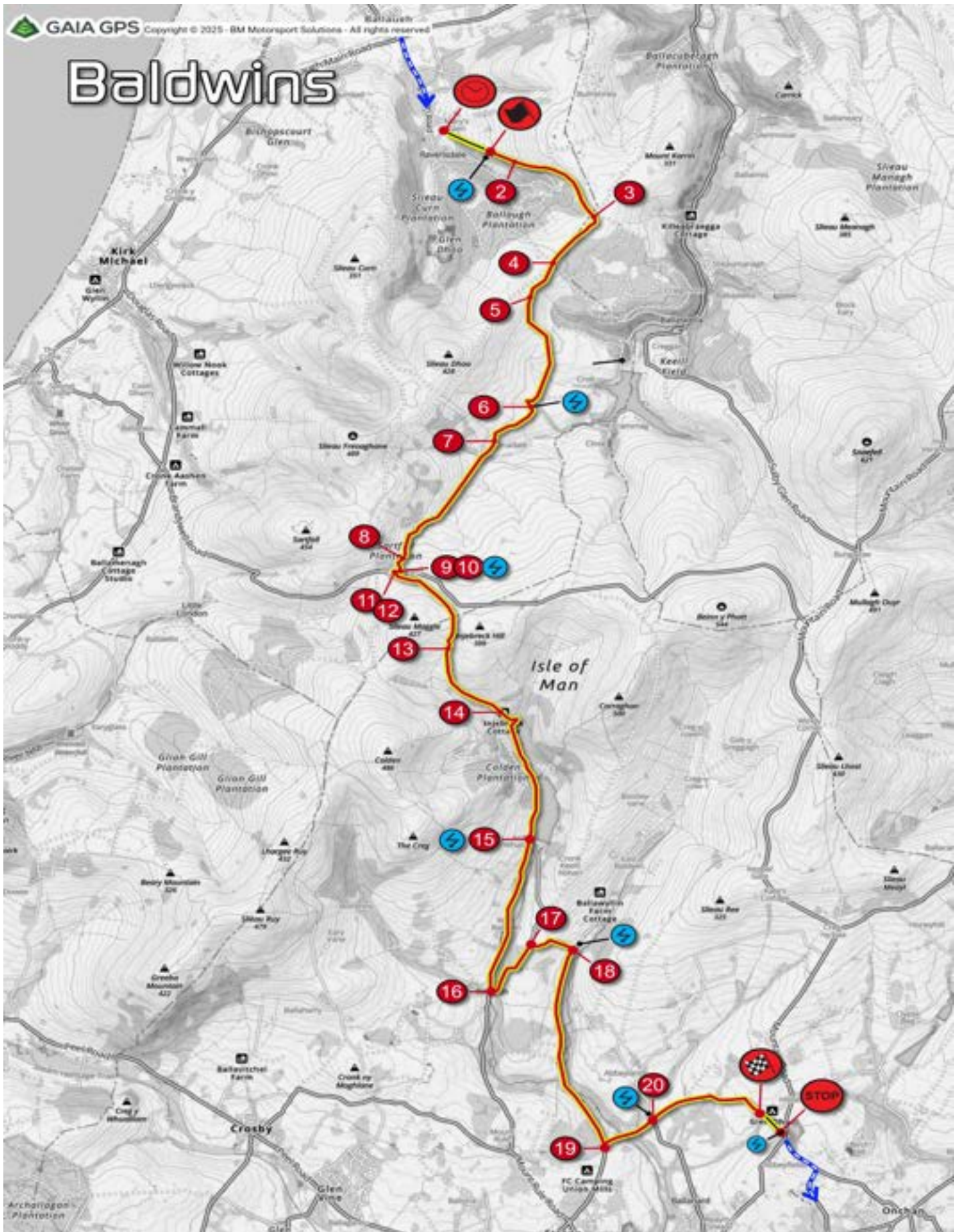
MILES 6.11
 TARGET 16:00
 AVERAGE 22.9 mph

PAGE
153

TOTAL MILES	INTERVAL MILES	DIRECTION	INFORMATION	MILES TO TIME CONTROL
05.09	00.24	 13		1.02
05.96	00.87	 14		0.15
06.11	00.15	 15	 Arrival Control	0.00
	0.10	 16	 Start Control	

SS14/18 Baldwins 1/2 Map

Miles	12.62
Target	20:00
Bogey	09:28



SS14/18 Baldwins 1/2 Photos

Miles	12.62
Target	20:00
Bogey	09:28

Arrival Control



w3w: smarter.pester.flung

Start Control



w3w: snipped.lemons.thimbles

Flying Finish



w3w: furlong.vesting.factor

Stop Control



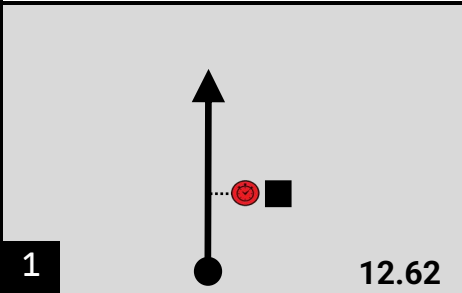

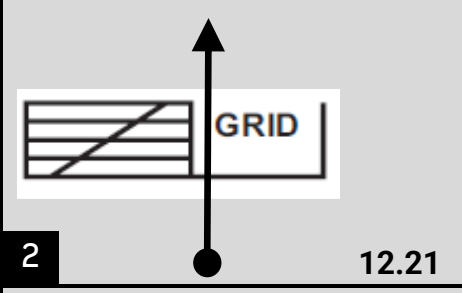
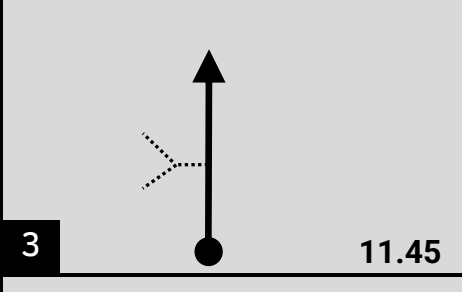
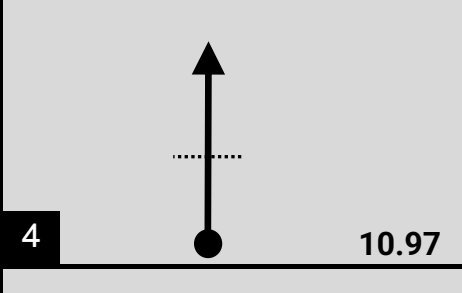
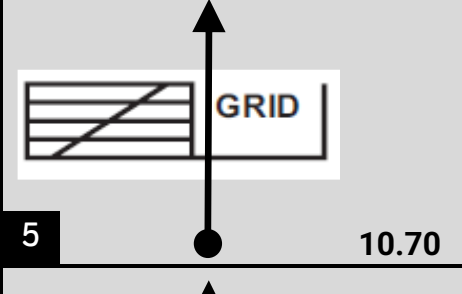
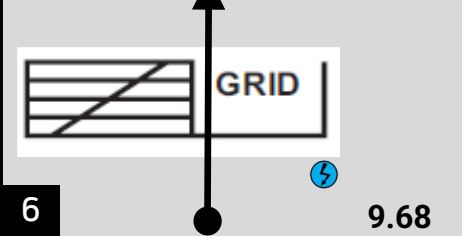

w3w: dwarves.zigzags.kennel

SS14/18 Baldwins 1/2

Miles	12.62
Target	20:00
Bogey	09:28

PAGE

156

TOTAL MILES	INTERVAL MILES	DIRECTION	INFORMATION	MILES TO TIME CONTROL
00.00	00.00	 <p>1 12.62</p>	 <p>Start Control</p>	12.81
00.41	00.41	 <p>2 12.21</p>	<p>Grid Keep Right</p>	12.40
01.17	00.76	 <p>3 11.45</p>		11.64
01.65	00.48	 <p>4 10.97</p>		11.16
01.92	00.27	 <p>5 10.70</p>	<p>Grid Keep Right</p>	10.89
02.94	01.02	 <p>6 9.68</p>	 <p>Grid Keep Right</p>	9.87

 0.54

Rally Control Telephone No: +44 (0) 1624 644633

SS14/18 Baldwins 1/2

Miles	12.62
Target	20:00
Bogey	09:28

PAGE	157
------	------------

TOTAL MILES	INTERVAL MILES	DIRECTION	INFORMATION	MILES TO TIME CONTROL	
03.48	00.54	<p>7 9.14</p>	Grid Keep Left	9.33	
04.63	01.15	<p>8 7.99</p>	Grid Keep Right	8.18	
04.76	00.13	<p>9 7.86</p>		8.05	
04.77	00.01	<p>10 7.85</p>		Grid Keep Right	8.04
04.81	00.04	<p>11 7.81</p>		Grid Keep Right	8.00
04.83	00.02	<p>12 7.79</p>		Grid Keep Right	7.98

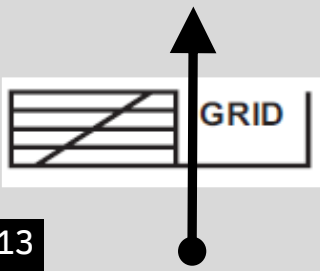
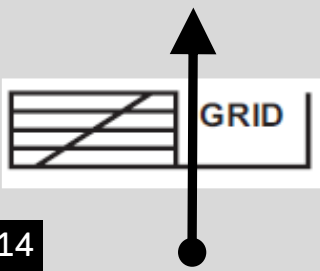
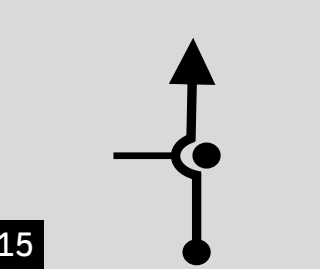



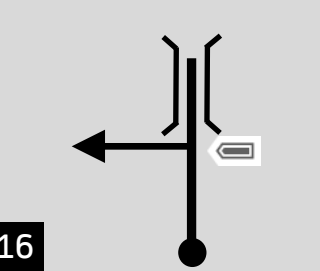

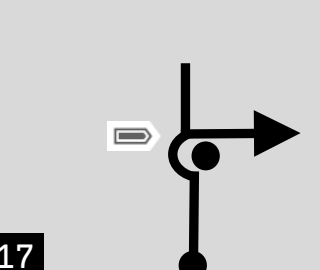

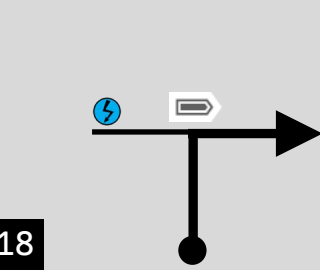


0.89

SS14/18 Baldwins 1/2

Miles 12.62
Target 20:00
Bogey 9:28

PAGE

158

TOTAL MILES	INTERVAL MILES	DIRECTION	INFORMATION	MILES TO TIME CONTROL
05.72	00.89	 <p>13 6.90</p>	Grid Keep Right	7.09
06.33	00.61	 <p>14 6.29</p>	Grid Keep Grid	6.48
07.50	01.17	 <p>15 5.12</p>	   <p>Bale</p>	5.31
08.75	01.25	 <p>16 3.87</p>	 <p>St Lukes Church</p>	4.06
09.27	00.52	 <p>17 3.35</p>	 <p>East Baldwin</p> <p>Bale</p>	3.54
09.64	00.37	 <p>18 2.98</p>	  <p>East Baldwin</p>	3.17

 1.68

Rally Control Telephone No: +44 (0) 1624 644633

SS14/18 Baldwins 1/2

Miles 12.62
 Target 20:00
 Bogey 9:28

PAGE

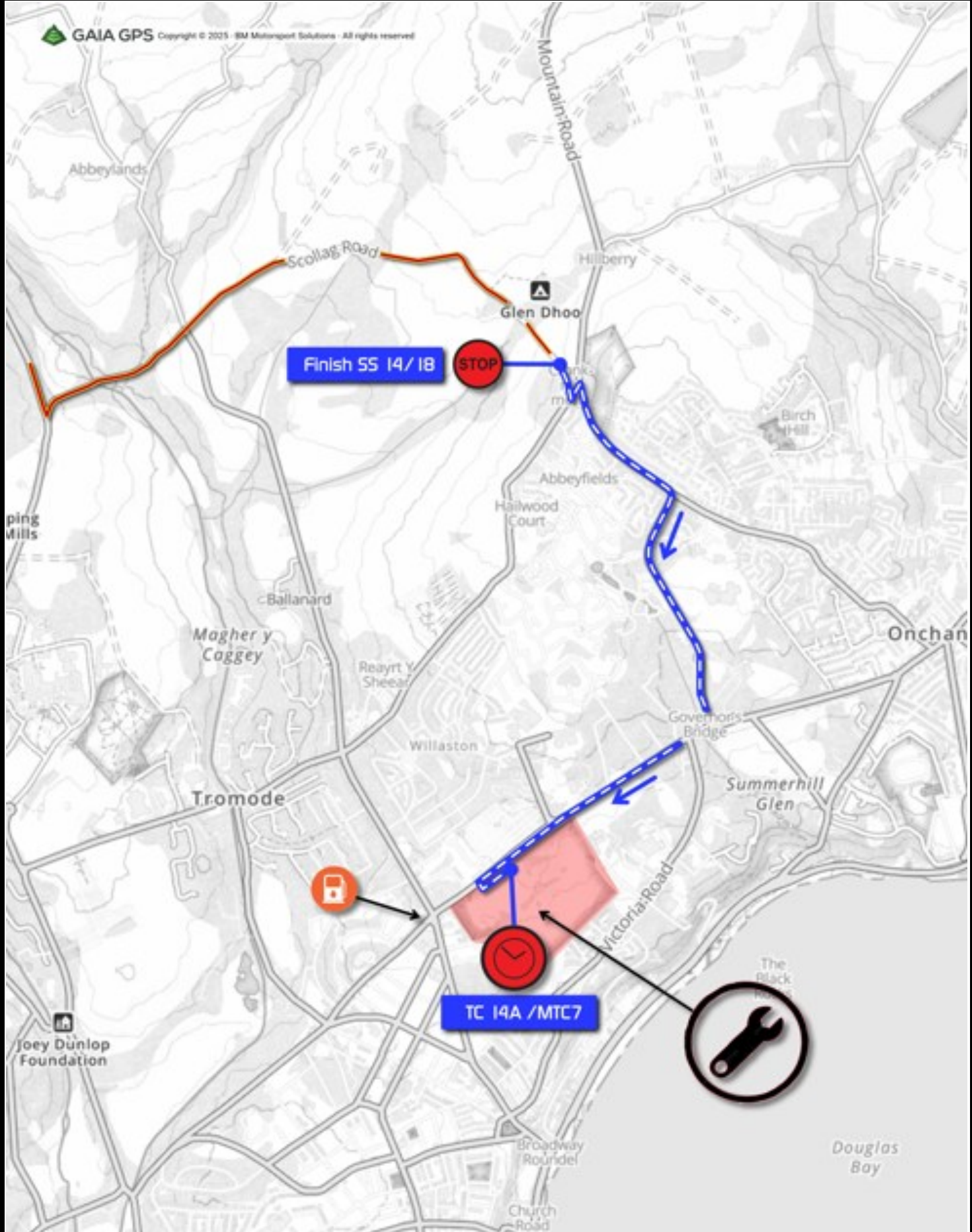
159

TOTAL MILES	INTERVAL MILES	DIRECTION	INFORMATION	MILES TO TIME CONTROL
11.32	01.68	<p>19 1.30</p>		1.49
11.70	00.38	<p>20 0.92</p>		1.11
12.62	00.92	<p>21 0.00</p>		0.19
			Flying Finish	
12.81	00.19	<p>22 0.00</p>		0.00
			Stop Control	

SS14/18 - Baldwins 1/2
TC14A/MTC7 - Grandstand

MILES	1.66
TARGET	8:00
AVERAGE	12.4 mph





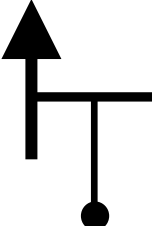
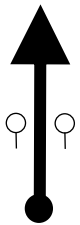

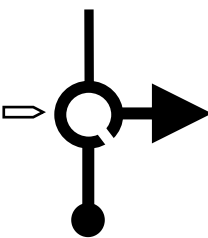

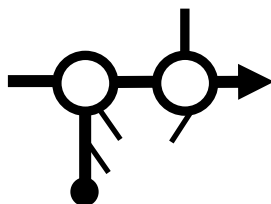


PAGE
160



SS14/18 - Baldwins 1/2
TC14A/MTC7 - Grandstand

MILES 1.66
 TARGET 8:00
 AVERAGE 12.4 mph

PAGE
161




TOTAL MILES	INTERVAL MILES	DIRECTION	INFORMATION	MILES TO TIME CONTROL
00.00	00.00	1 	   Stop Control	1.66
00.06	00.06	2 		1.60
00.31	00.25	3 		1.35
00.40	00.09	4 		1.26
00.99	00.59	5 	Keep in Right Lane	0.67
01.40	00.41	6 		0.26

 0.16

SS14/18 - Baldwins 1/2
TC14A/MTC7 - Grandstand

MILES 1.66
 TARGET 8:00
 AVERAGE 12.4 mph

PAGE
162

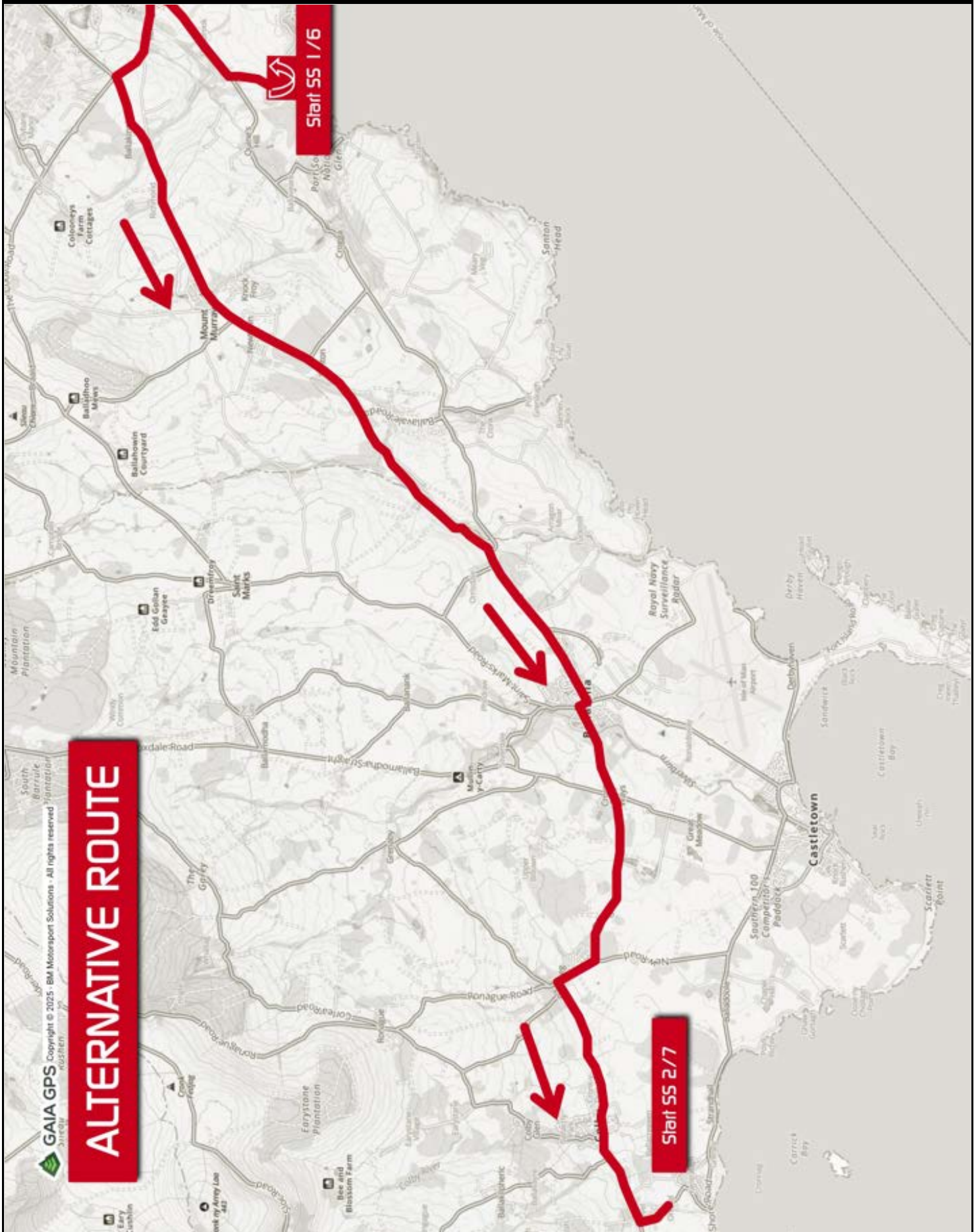
TOTAL MILES	INTERVAL MILES	DIRECTION	INFORMATION	MILES TO TIME CONTROL
01.56	00.16		Enter Pit Lane	0.10
01.66	00.10		 MTC6/7	0.00
			For SS15—SS18 return to Dia.1, page 125	

Alternative Roadbook

Alternative: SS1/6 Keristal 1/2
SS2/7 Pool Vaash/Balladoole







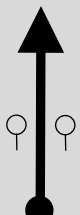

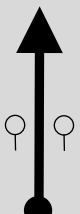



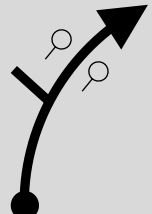

MILES	11.97
TARGET	15:00
AVERAGE	0.00 mph

PAGE	165
------	------------



Proflex Manx National Rally 2025

 Alternative: SS1/6 Keristal 1/2 SS2/7 Pool Vaash/Balladoole	MILES	11.97	PAGE
	TARGET	25:00	166
AVERAGE	28.5 mph		

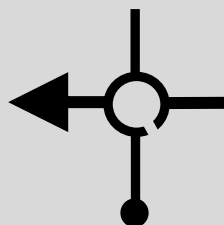
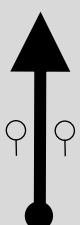

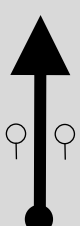

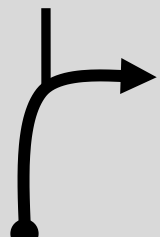
TOTAL MILES	INTERVAL MILES	DIRECTION	INFORMATION	MILES TO TIME CONTROL
00.00	00.00	<div style="text-align: center;">  </div>	<div style="display: flex; justify-content: space-around;">    </div>	11.97
		1	Start Control	
00.18	00.18	<div style="text-align: center;">  </div>		11.79
		2		
00.26	00.08	<div style="text-align: center;">  </div>		11.71
		3		
00.78	00.52	<div style="text-align: center;">  </div>		11.19
		4		
01.02	00.24	<div style="text-align: center;">  </div>		10.95
		5	Care	
01.56	00.54	<div style="text-align: center;">  </div>		10.41
		6		

 0.20

Rally Control Telephone No: +44 (0) 1624 644633

Proflex Manx National Rally 2025

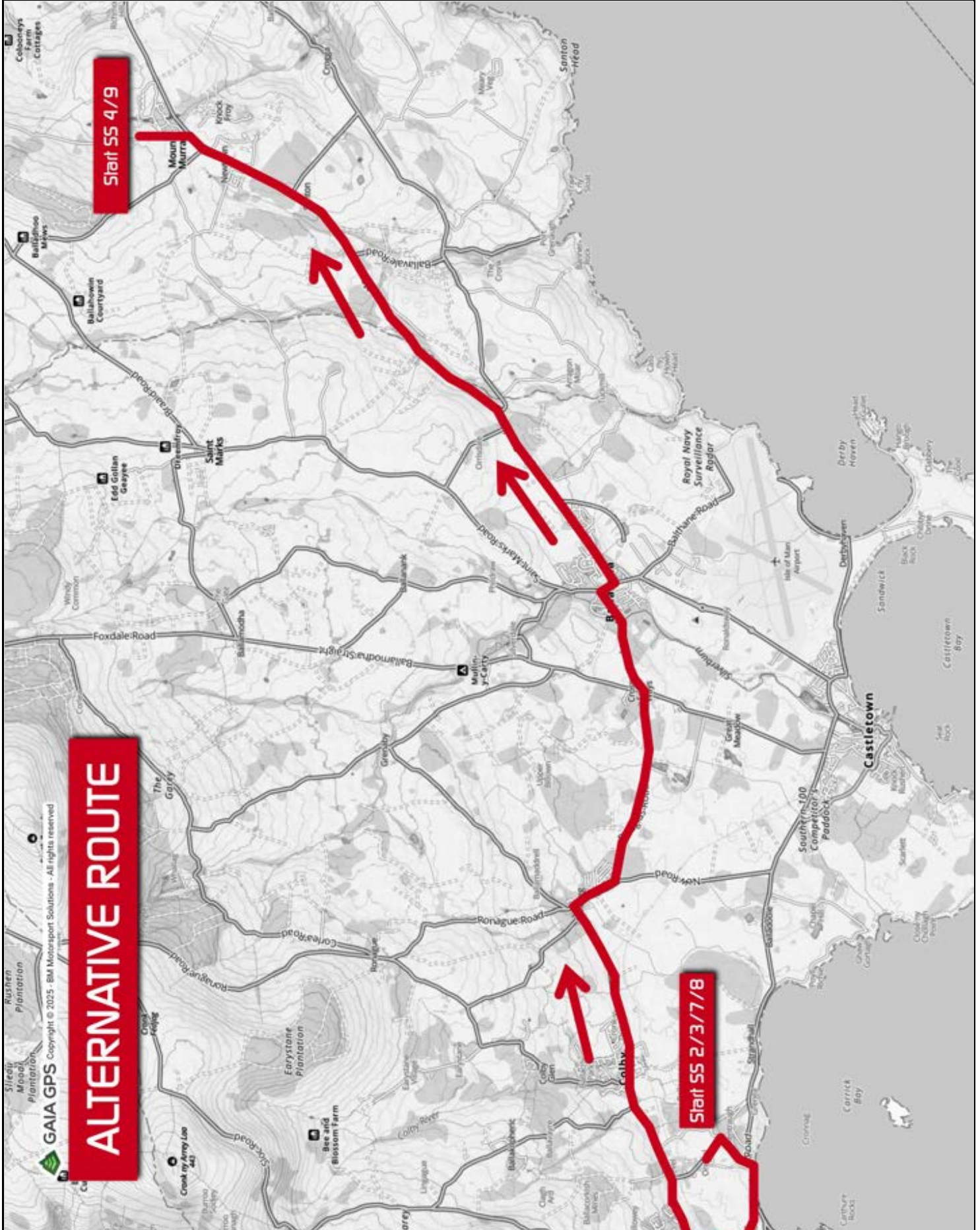
 Alternative: SS1/6 Keristal 1/2 SS2/7 Pool Vaaish/Balladoole	MILES	11.97	PAGE
	TARGET	25:00	167
AVERAGE	28.5 mph		

TOTAL MILES	INTERVAL MILES	DIRECTION	INFORMATION	MILES TO TIME CONTROL
01.76	00.20	 7	Keep in Left Lane	10.21
01.96	00.20	 8		10.01
05.54	03.58	 9		6.43
06.20	00.66	 10	Rejoin Roadbook after Dia. 2. Page 37.	5.77

SS2/3/7/8 Pool Vaish/Balladoole
to SS4/9 Tosaby/Ellerslie

MILES	10.57
TARGET	25:00
AVERAGE	25.2 mph

PAGE
168



Proflex Manx National Rally 2025


	MILES	10.57	PAGE
	TARGET	25:00	169
AVERAGE	25.2 mph		





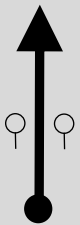


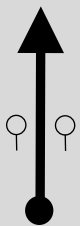


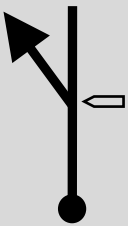


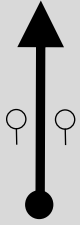


TOTAL MILES	INTERVAL MILES	DIRECTION	INFORMATION	MILES TO TIME CONTROL
00.00	00.00	 1	 Start Control	10.57
00.05	00.05	 2		10.52
00.31	00.26	 3	Exit Stage	10.26
00.58	00.27	 4		9.99
00.98	00.40	 5		9.59
01.12	00.14	 6		9.45

0.45

Rally Control Telephone No: +44 (0) 1624 644633

Proflex Manx National Rally 2025

 SS2/3/7/8 Pool Vaaish/Balladoole to SS4/9 Tosaby/Ellerslie	MILES	10.57	PAGE
	TARGET	25:00	170
	AVERAGE	25.2 mph	

TOTAL MILES	INTERVAL MILES	DIRECTION	INFORMATION	MILES TO TIME CONTROL
01.57	00.45	 7	Pass Stage Entrance  Two Way Rally Traffic !	9.00
01.78	00.21	 8	 <div style="border: 1px solid black; padding: 5px; width: fit-content; margin: 10px auto;"> PARISH OF ARBORY COLBY LAA MIE ERRIU </div>	8.79
02.74	00.96	 9	 	7.83
03.07	00.33	 10	 	7.50
03.73	00.66	 11	 <div style="border: 1px solid black; padding: 5px; width: fit-content; margin: 10px auto;">  Douglas </div>	6.84
04.08	00.35	 12	 	6.49

 0.84

Rally Control Telephone No: +44 (0) 1624 644633

Proflex Manx National Rally 2025

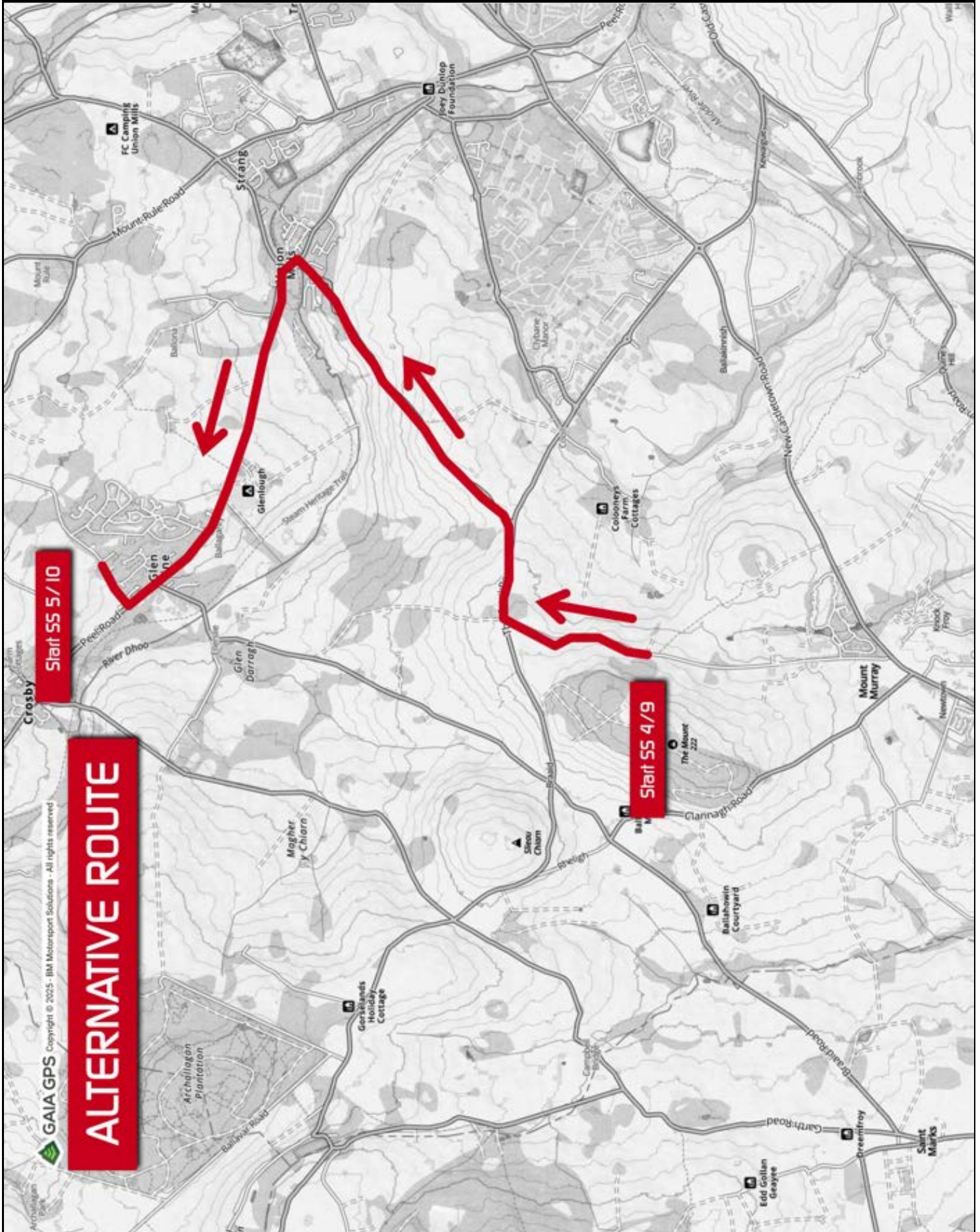
	MILES	10.57	PAGE
	TARGET	25:00	171
	AVERAGE	25.2 mph	

TOTAL MILES	INTERVAL MILES	DIRECTION	INFORMATION	MILES TO TIME CONTROL
04.92	00.84			5.65
04.97	00.05		<p>Rejoin Roadbook after Dia. 6, page 53</p>	5.60

Alternative: SS4/9 Tosaby/Ellerslie
SS5/10 The Nab/Abbeylands



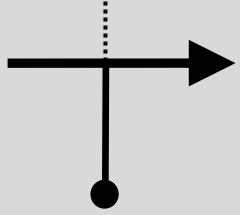
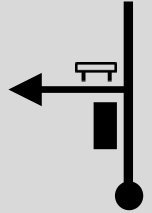
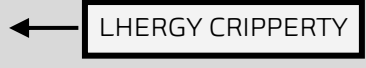
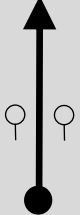


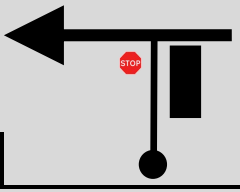

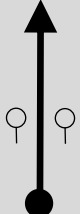

MILES	4.26
TARGET	15:00
AVERAGE	17.0 mph

PAGE
172



Proflex Manx National Rally 2025

 Alternative:SS4/9 Tosaby/Ellerslie SS5/10 The Nab/Abbeylands	MILES	4.26	PAGE
	TARGET	15:00	173
	AVERAGE	17.0 mph	

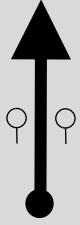

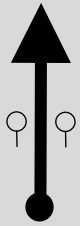

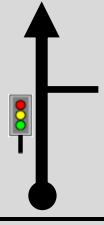

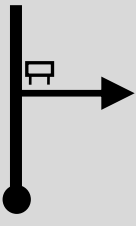

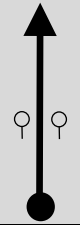

TOTAL MILES	INTERVAL MILES	DIRECTION	INFORMATION	MILES TO TIME CONTROL
00.00	00.00		 Start Control	4.26
00.55	00.55		Exit Stage	3.71
00.97	00.42		 Care Narrow Junction	3.29
01.95	00.98		 	2.31
02.35	00.40		 Railway Pub	1.91
02.62	00.27			1.64

 0.18

Rally Control Telephone No: +44 (0) 1624 644633

Proflex Manx National Rally 2025



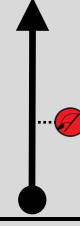




 Alternative:SS4/9 Tosaby/Ellerslie SS5/10 The Nab/Abbeylands	MILES	4.26	PAGE
	TARGET	15:00	174
AVERAGE	17.0 mph		

TOTAL MILES	INTERVAL MILES	DIRECTION	INFORMATION	MILES TO TIME CONTROL
02.80	00.18	 7		1.46
03.37	00.57	 8	 (Glen Vine)	0.89
03.52	00.15	 9		0.74
03.81	00.29	 10		0.45
03.92	00.11	 11		0.34
03.95	00.03	 12		0.31



Proflex Manx National Rally 2025

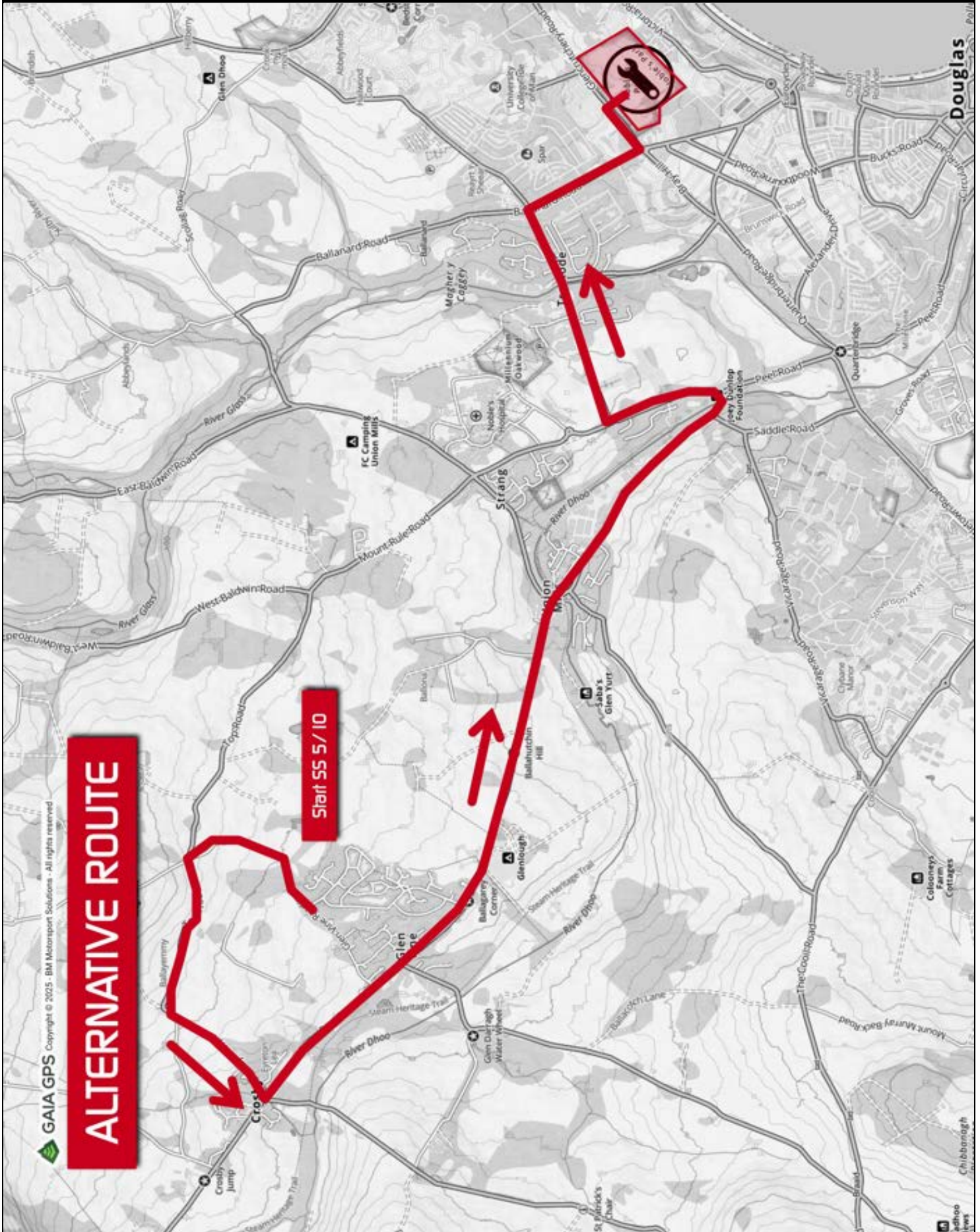
 Alternative:SS4/9 Tosaby/Ellerslie SS5/10 The Nab/Abbeylands	MILES	4.26	PAGE
	TARGET	15:00	175
AVERAGE	17.0 mph		

TOTAL MILES	INTERVAL MILES	DIRECTION	INFORMATION	MILES TO TIME CONTROL
04.26	00.31	 13	 Arrival Control	0.00
	00.05	 14	    Start Control	


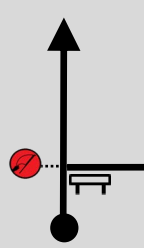



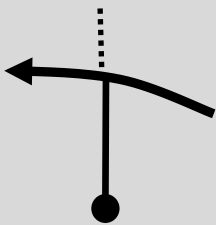
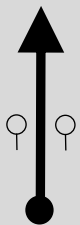

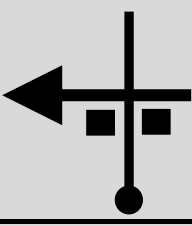


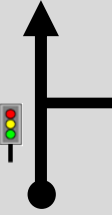

**Alternative: SS5/10 The Nab/
Abbeylands to MTC2/4 - Grandstand**

MILES	6.52
TARGET	15:00
AVERAGE	0.00 mph

PAGE
176



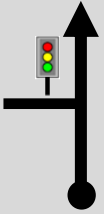
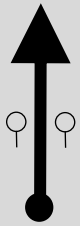

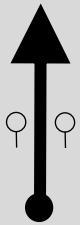

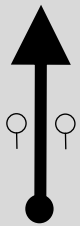

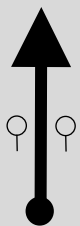


Proflex Manx National Rally 2025

 Alternative: SS5/10 The Nab/ Abbeylands to MTC2/4 - Grandstand			MILES	6.52	PAGE
			TARGET	20.0	177
			AVERAGE	19.5 mph	
TOTAL MILES	INTERVAL MILES	DIRECTION	INFORMATION		MILES TO TIME CONTROL
00.00	00.00	 1	   Start Control		6.52
00.54	00.54	 2	Exit Stage		5.98
01.38	00.84	 3	 (Crosby)		5.14
01.57	00.19	 4	Care		4.95
02.09	00.52	 5	Pass Stage Entrance  Two Way Rally Traffic !		4.43
02.21	00.12	 6	Rally Traffic emerging from Right 		4.31



Proflex Manx National Rally 2025

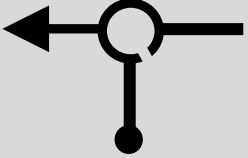
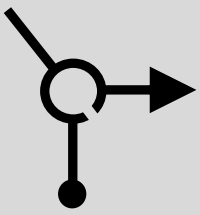
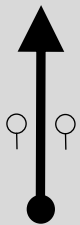

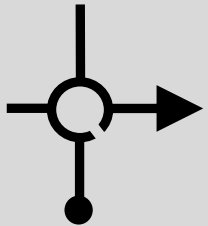
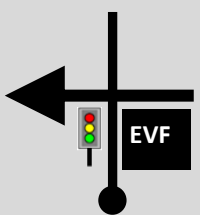

 Alternative: SS5/10 The Nab/ Abbeylands to MTC2/4 - Grandstand	MILES	6.52	PAGE
	TARGET	20:00	178
AVERAGE	19.5 mph		

TOTAL MILES	INTERVAL MILES	DIRECTION	INFORMATION	MILES TO TIME CONTROL
02.50	00.29	 7		4.02
02.67	00.17	 8		3.85
03.23	00.56	 9		3.29
03.42	00.19	 10	 (Union Mills)	3.10
03.99	00.57	 11		2.53
04.49	00.50	 12	Keep in Left Lane	2.03



Proflex Manx National Rally 2025

 Alternative: SS5/10 The Nab/ Abbeylands to MTC2/4 - Grandstand	MILES	6.52	PAGE
	TARGET	20:00	179
AVERAGE	19.5 mph		

TOTAL MILES	INTERVAL MILES	DIRECTION	INFORMATION	MILES TO TIME CONTROL
04.58	00.09	 13	Keep in Left Lane	1.94
04.96	00.38	 14	Keep in Right Lane	1.56
05.24	00.28	 15		1.28
05.76	00.52	 16		0.76
06.20	00.44	 17		0.32
06.39	00.19	 18	Enter Pit Lane	0.13

 0.13

Proflex Manx National Rally 2025



**Alternative: SS5/10 The Nab/
Abbeylands to MTC2/4 - Grandstand**

MILES 6.52
TARGET 20:00
AVERAGE 19.5 mph

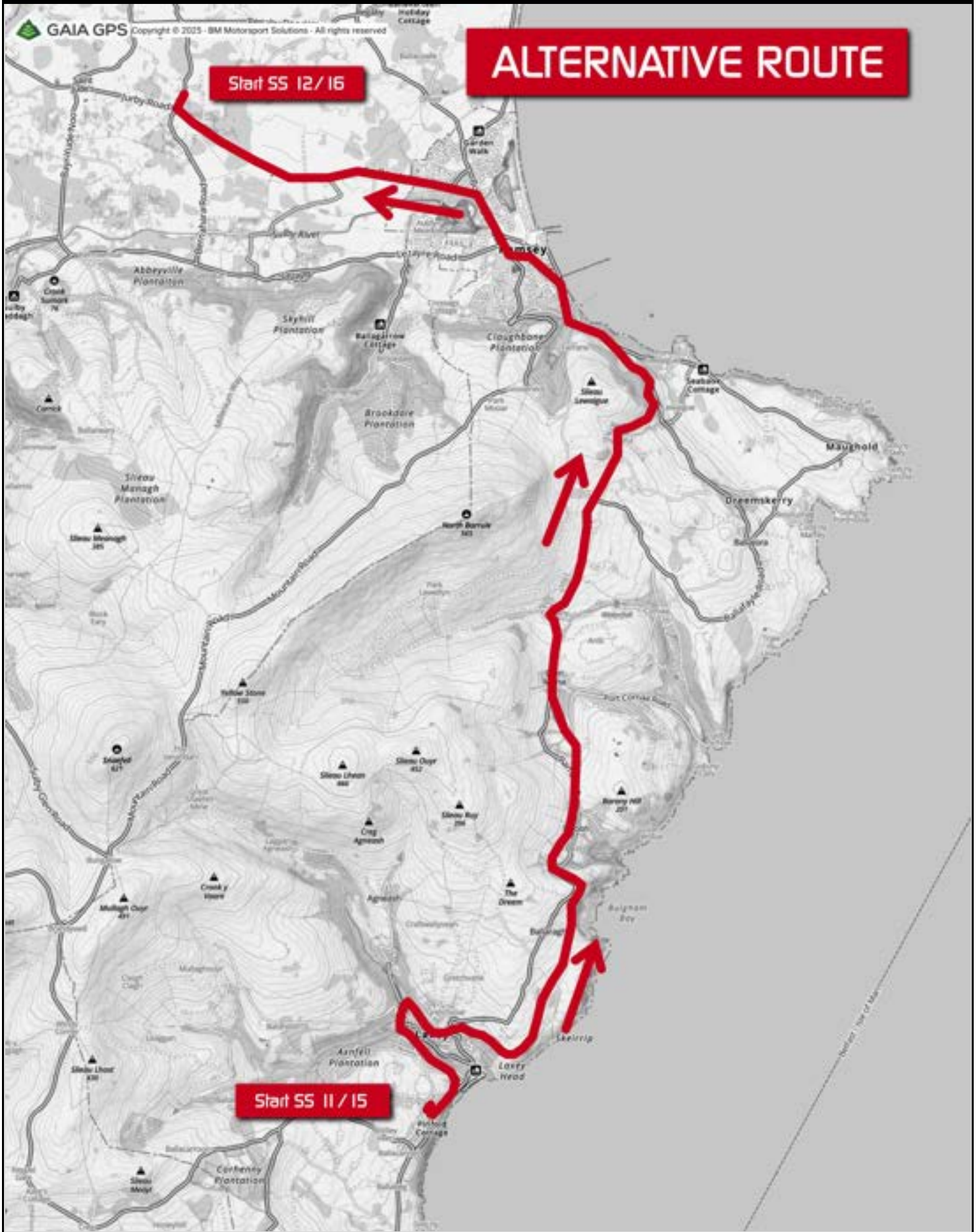
PAGE
180

TOTAL MILES	INTERVAL MILES	DIRECTION	INFORMATION	MILES TO TIME CONTROL
06.52	00.13		MTC2 / 4	0.00

Alternative: SS11/15 Axnfell
SS12/16/ Dog Mills

MILES	13.56
TARGET	35:00
AVERAGE	23.2 mph



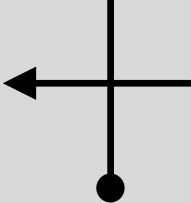
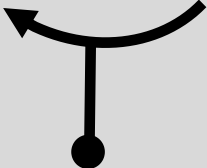
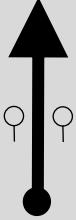


PAGE	181
------	------------



**Alternative: SS11/15 Axnfell
SS12/16/ Dog Mills**

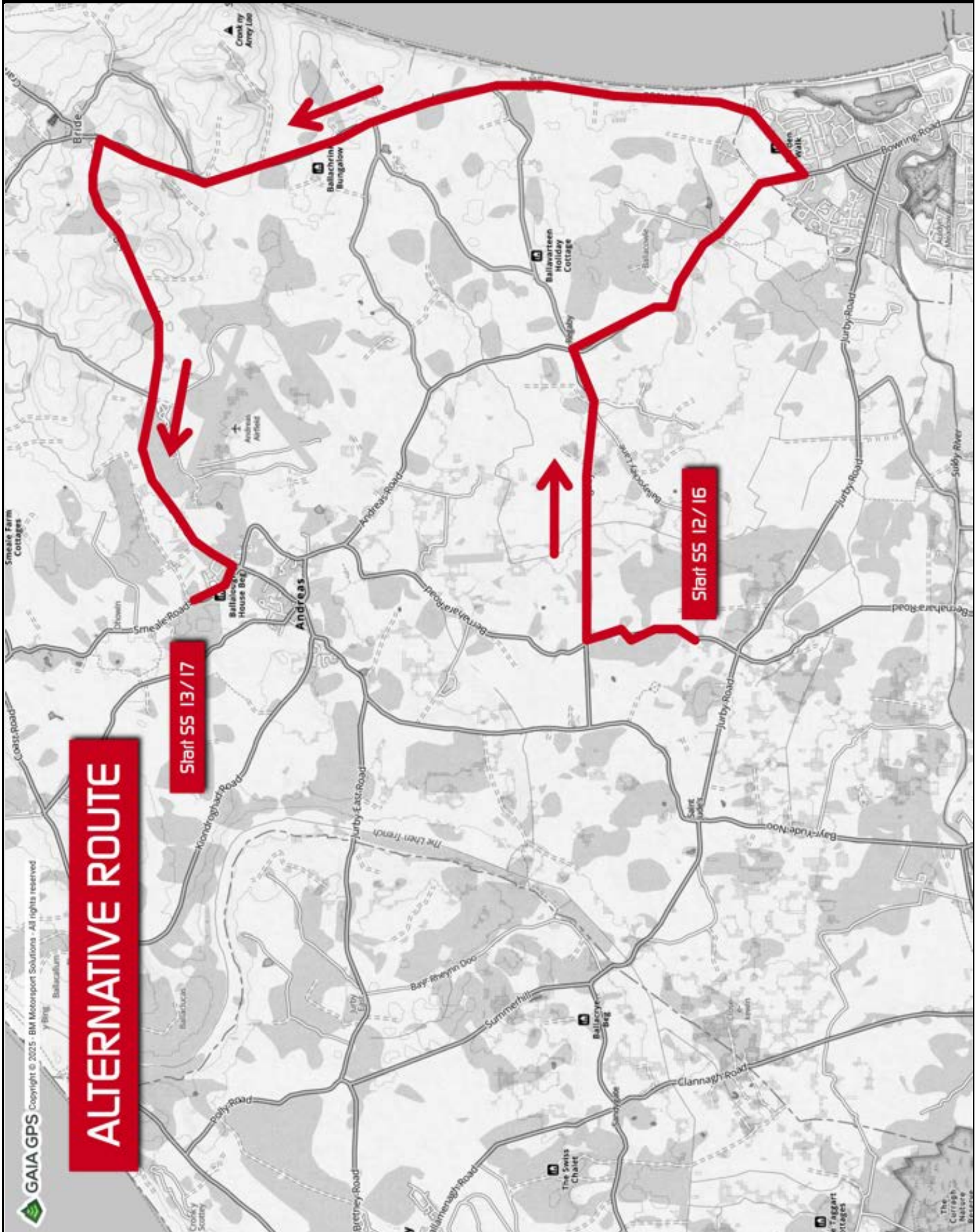
MILES 13.56
TARGET 35:00
AVERAGE 23.2 mph


PAGE
182
















TOTAL MILES	INTERVAL MILES	DIRECTION	INFORMATION	MILES TO TIME CONTROL
00.00	00.00	 <p>1</p>	 Arrival Control	13.56
00.06	00.06	 <p>2</p>		13.50
00.13	00.07	 <p>3</p>		13.43
00.96	00.83	 <p>4</p>		12.60
01.13	01.17		Rejoin Roadbook after Dia. 3 Page 133	12.46

Alternative: SS12/16 Dog Mills
SS13/17 Kerrowmoor

MILES	9.24	PAGE
TARGET	22:00	183
AVERAGE	25.2 mph	

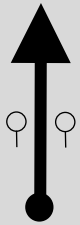

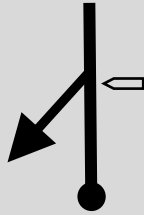

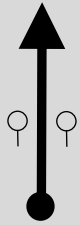

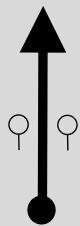

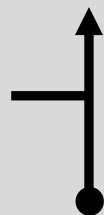


 Alternative: SS12/16 Dog Mills SS13/17 Kerrowmooar	MILES	9.24	PAGE
	TARGET	22:00	184
AVERAGE	25.2 mph		

TOTAL MILES	INTERVAL MILES	DIRECTION	INFORMATION	MILES TO TIME CONTROL
00.00	00.00		    Start Control	9.24
00.43	00.43		Exit Stage 	8.81
01.02	00.59			8.22
02.10	01.08			7.14
02.66	00.56			6.58
03.03	00.37			6.21



 Alternative: SS12/16 Dog Mills SS13/17 Kerrowmoor	MILES	9.24	PAGE
	TARGET	22:00	185
AVERAGE	25.2 mph		

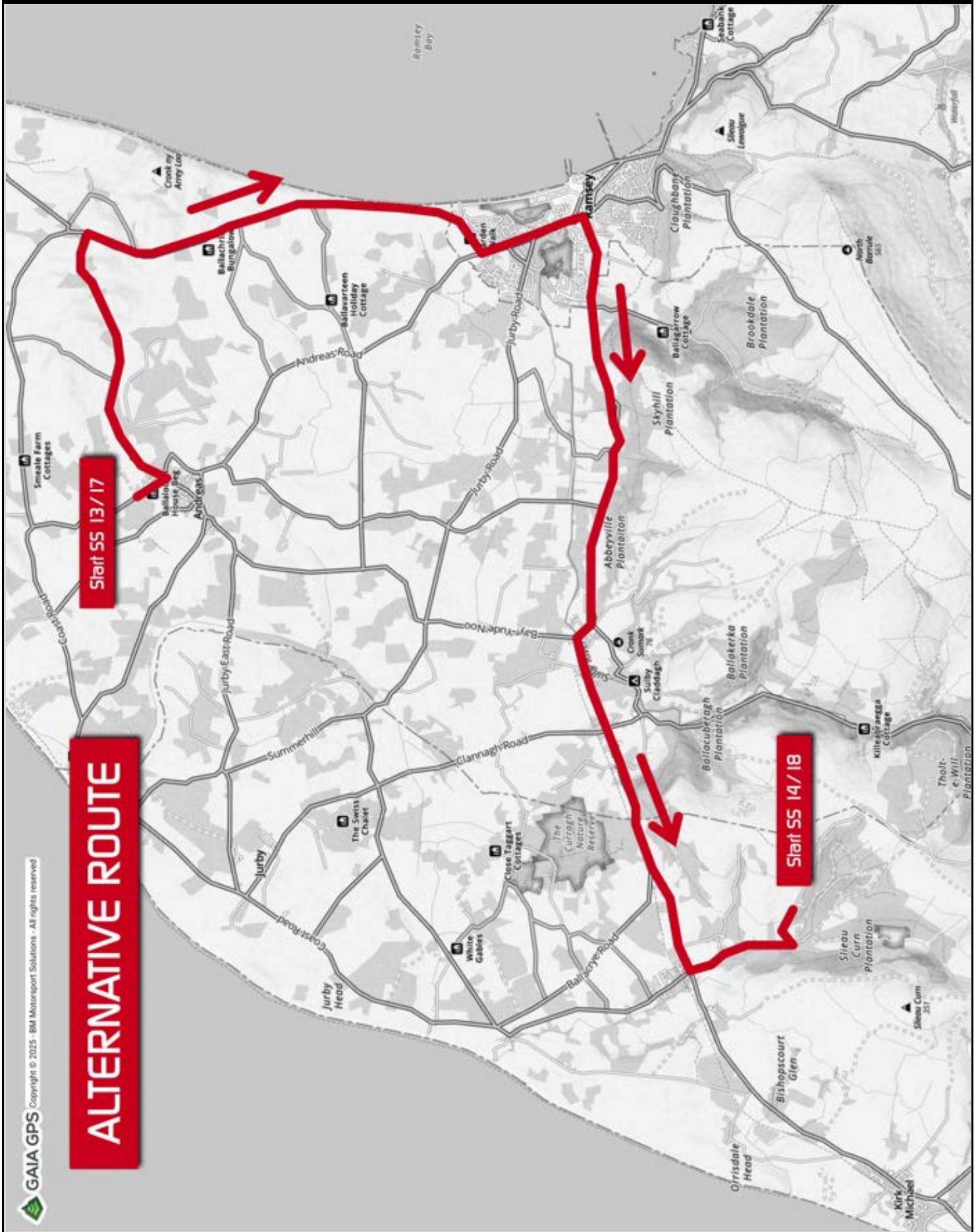
TOTAL MILES	INTERVAL MILES	DIRECTION	INFORMATION	MILES TO TIME CONTROL
03.13	00.10			6.11
03.25	00.12			5.99
03.64	00.39			5.60
04.50	00.86			4.74
04.83	00.33		Pass Stage Exit Rejoin Roadbook after Dia. 3, page 142	4.43

Proflex Manx National Rally 2025

Alternative: SS13/17 Kerrowmooar
SS14/18 Baldwins

MILES	14.52
TARGET	35:00
AVERAGE	24.8 mph

PAGE
186



ALTERNATIVE ROUTE

GAIA GPS Copyright © 2025 - BM Motorsport Solutions - All rights reserved

Rally Control Telephone No: +44 (0) 1624 644633



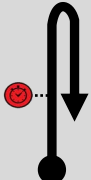


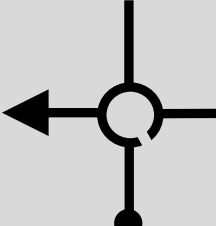

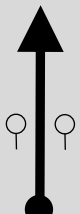

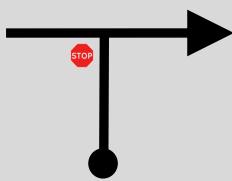

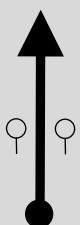

Proflex Manx National Rally 2025

**Alternative: SS13/17 Kerrowomooar
SS14/18 Baldwins**

MILES 14.52
TARGET 35:00
AVERAGE 24.8 mph

PAGE

187

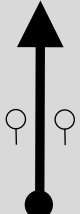


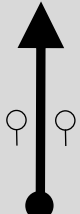


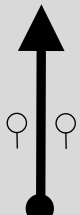


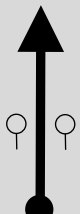


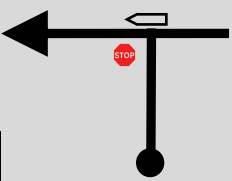




TOTAL MILES	INTERVAL MILES	DIRECTION	INFORMATION	MILES TO TIME CONTROL
00.00	00.00	 <p>1</p>	 <p>Start Control</p>	14.52
00.08	00.08	 <p>2</p>	<p>Arrival Control</p>	14.44
00.24	00.16	 <p>3</p>	 <p>Two Way Rally Traffic !</p>	14.28
02.45	02.21	 <p>4</p>	 <div style="border: 1px solid black; padding: 5px; display: inline-block;"> Welcome to Bride </div>	12.07
02.55	00.10	 <p>5</p>		11.97
02.60	00.05	 <p>6</p>		11.92

 0.34

Rally Control Telephone No: +44 (0) 1624 644633

Proflex Manx National Rally 2025


 Alternative: SS13/17 Kerrowomooar SS14/18 Baldwins	MILES	14.52	PAGE
	TARGET	35:00	188
AVERAGE	24.8 mph		

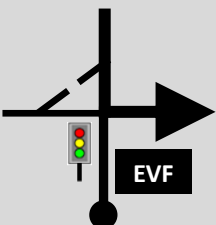

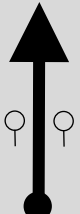

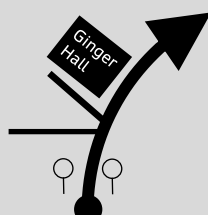
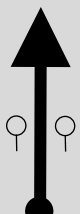


TOTAL MILES	INTERVAL MILES	DIRECTION	INFORMATION	MILES TO TIME CONTROL
02.94	00.34	 7	 	11.58
04.40	01.46	 8	  (Dog Mills)	10.12
04.80	00.40	 9	 	9.72
05.64	00.84	 10	 	8.88
06.08	00.44	 11	  	8.44
06.83	00.75	 12		7.69

 0.08

Rally Control Telephone No: +44 (0) 1624 644633

Proflex Manx National Rally 2025

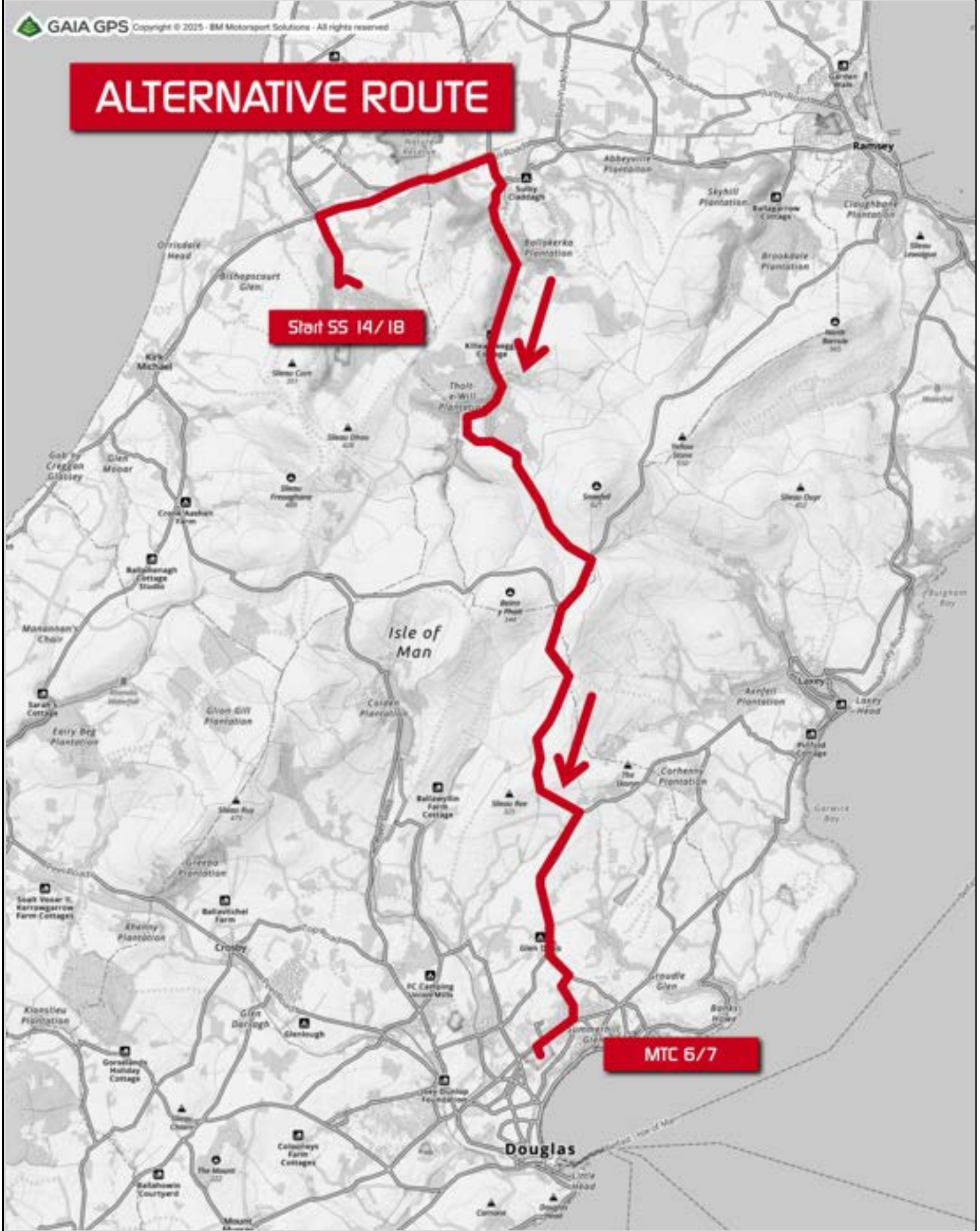
 Alternative: SS13/17 Kerrowomooar SS14/18 Baldwins	MILES	14.52	PAGE
	TARGET	35:00	189
AVERAGE	24.8 mph		

TOTAL MILES	INTERVAL MILES	DIRECTION	INFORMATION	MILES TO TIME CONTROL
06.91	00.08	 13		7.61
07.70	00.79	 14		6.82
10.34	02.64	 15		4.18
11.00	00.66	 16		3.52
11.38	00.38	 17	Rejoin Roadbook after Dia. 10, Page 152.	3.14






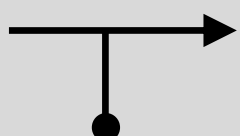
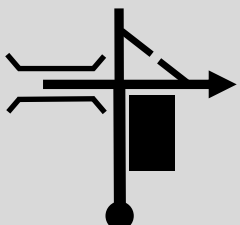
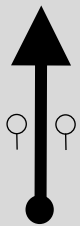


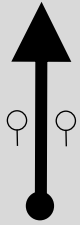

Alternative: SS14/18 Baldwins
MTC6/7 - Grandstand

MILES	16.26
TARGET	30:00
AVERAGE	32.5 mph

PAGE	190
------	-----






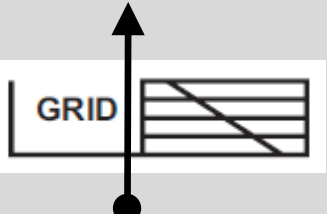

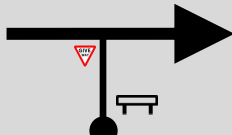

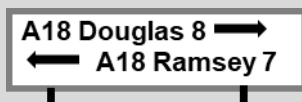
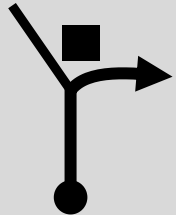
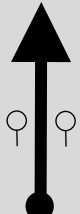

 Alternative: SS14/18 Baldwins MTC6/7 - Grandstand	MILES	16.26	PAGE
	TARGET	30:00	191
AVERAGE	32.5 mph		

TOTAL MILES	INTERVAL MILES	DIRECTION	INFORMATION	MILES TO TIME CONTROL
00.00	00.00	<div style="text-align: center;">  </div>	<div style="display: flex; justify-content: space-around; align-items: center;">     </div> <div style="background-color: black; color: white; text-align: center; padding: 2px;">Start Control</div>	16.26
00.26	00.26	<div style="text-align: center;">  </div>		16.00
01.13	00.87	<div style="text-align: center;">  </div>	The Raven	15.13
01.35	00.22	<div style="text-align: center;">  </div>		14.91
02.35	01.00	<div style="text-align: center;">  </div>	(Wildlife Park)	13.91
03.16	00.81	<div style="text-align: center;">  </div>		13.10

 0.09

Proflex Manx National Rally 2025

 Alternative: SS14/18 Baldwins MTC6/7 - Grandstand	MILES	16.26	PAGE
	TARGET	30:00	192
AVERAGE	32.5 mph		

TOTAL MILES	INTERVAL MILES	DIRECTION	INFORMATION	MILES TO TIME CONTROL
03.25	00.09	 7	 Sulby Glen Hotel	13.01
03.55	00.30	 8		12.71
04.36	00.81	 9		11.90
09.23	04.87	 10	 	7.03
12.84	03.61	 11	Creg ny Baa	3.42
14.14	01.30	 12		2.12

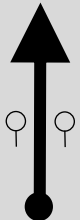

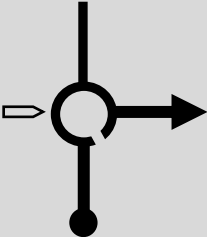

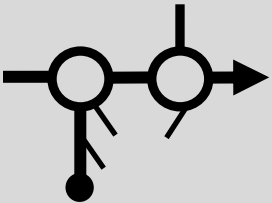







Proflex Manx National Rally 2025

Alternative: SS14/18 Baldwins
MTC6/7 - Grandstand

MILES 16.26
 TARGET 30:00
 AVERAGE 32.5 mph

PAGE
193

TOTAL MILES	INTERVAL MILES	DIRECTION	INFORMATION	MILES TO TIME CONTROL
14.91	00.77			1.35
15.00	00.09			1.26
15.58	00.58		Keep in Right Lane	0.68
15.99	00.41			0.27
16.16	00.17		Enter Pit Lane	0.10
16.26	00.10		 MTC6 / 7	0.00

Manx Rally 2025 Enquiry Form

To : Clerk of the Course, Rally Office.

Date Lodged : _____

Car Number : _____

Time Lodged : _____

Received By: _____

Nature of enquiry:

Signed : _____ Driver/Co-Driver

ENQUIRY FORM REPLY

From : Clerk of the Course

Time Posted : _____

Date : _____

Car Number : _____

Response:

Signed : _____ Name of dedicated Official:

Manx Rally 2025 Enquiry Form

To : Clerk of the Course, Rally Office.

Date Lodged : _____

Car Number : _____

Time Lodged : _____

Received By: _____

Nature of enquiry:

Signed : _____ Driver/Co-Driver

ENQUIRY FORM REPLY

From : Clerk of the Course

Time Posted : _____

Date : _____

Car Number : _____

Response:

Signed : _____ Name of dedicated Official:

Manx Rally 2025 Enquiry Form

To : Clerk of the Course, Rally Office.

Date Lodged : _____

Car Number : _____

Time Lodged : _____

Received By: _____

Nature of enquiry:

Signed : _____ Driver/Co-Driver

ENQUIRY FORM REPLY

From : Clerk of the Course

Time Posted : _____

Date : _____

Car Number : _____

Response:

Signed : _____ Name of dedicated Official:

Manx Rally 2025 Enquiry Form

To : Clerk of the Course, Rally Office.

Date Lodged : _____

Car Number : _____

Time Lodged : _____

Received By: _____

Nature of enquiry:

Signed : _____ Driver/Co-Driver

ENQUIRY FORM REPLY

From : Clerk of the Course

Time Posted : _____

Date : _____

Car Number : _____

Response:

Signed : _____ Name of dedicated Official:

